

Greater Tompkins County Municipal Health Insurance Consortium

Pharmacy Benefit Plan Review
4th Quarter - 2016



INTRODUCTION



Today's client review will include the following:

- Review client performance for the current period
- Analysis of client performance
- Identify potential savings opportunities
- Make recommendations for improving future performance

ProAct Contacts:

- Meghan Feeley
 - Account Manager
- Ron Romano
 - Clinical Program Manager
- Michael Larca
 - Director of Account Management

Phone: (315) 413-7780 ext. 3236

E-Mail: MeghanFeeley@proactrx.com

Phone: (315) 287-3652 ext.3631

E-Mail: RonRomano@proactrx.com

Phone: (315) 413-7780 ext.3237

E-Mail: MichaelLarca@proactrx.com

Helpdesk (eligibility and support)

ProAct general support:

ProAct eligibility support:

<http://www.proactrx.com>

<http://www.proactpharmacyservices.com>



Proprietary & Confidential

1-877-635-9545



Support@proactrx.com

Eligibility@proactrx.com

Our focus is you...

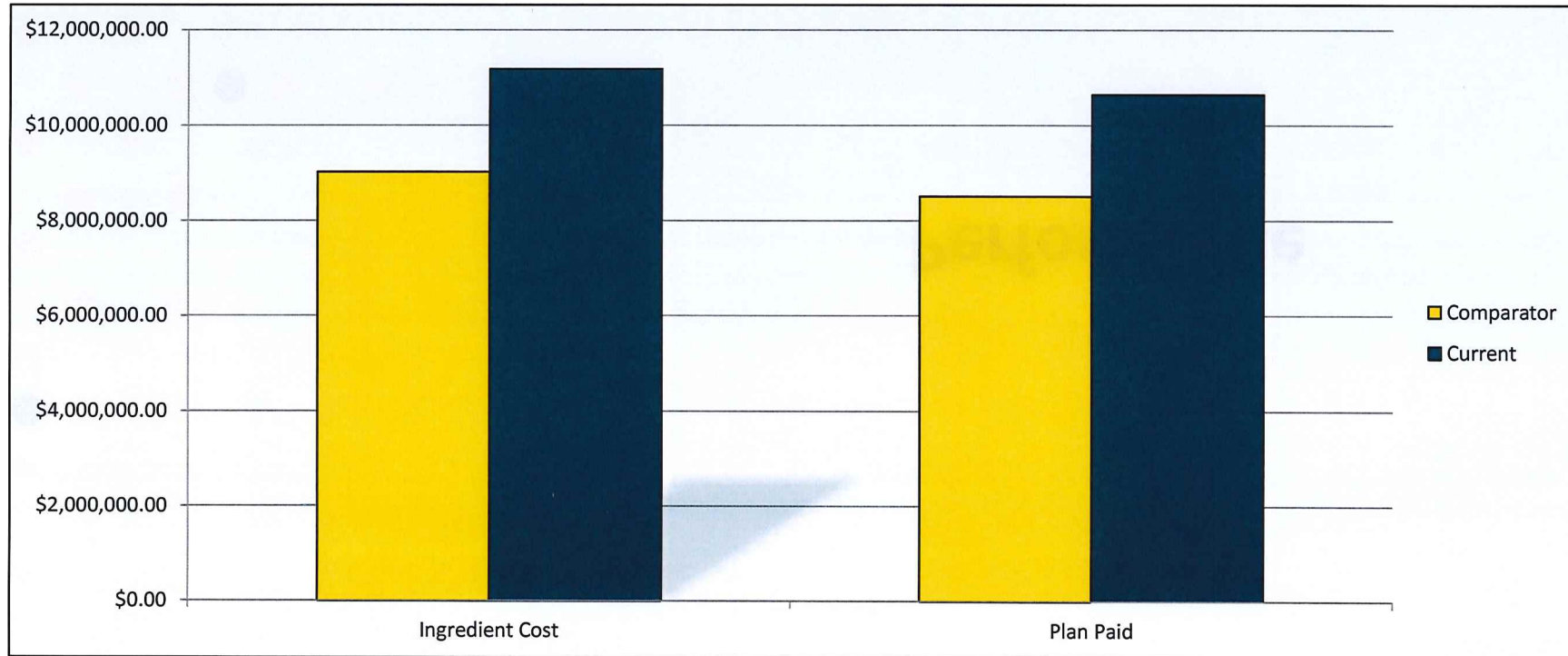


Performance



Performance Summary

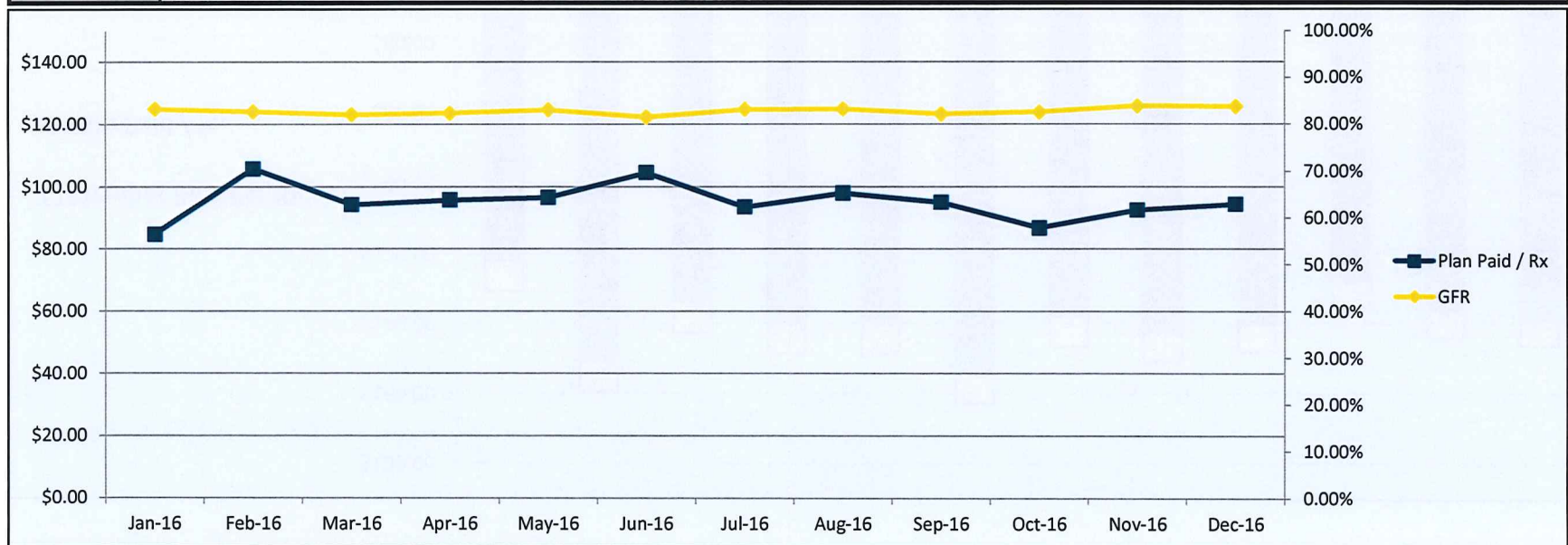
Period	Date Range	Eligible Members	Rx Count	Ingredient Cost	Fill Fee	Total Cost	Member Paid	Plan Paid
Current	01/01/2016 - 12/31/2016	5,045	76,763	\$11,181,168.38	\$106,244.37	\$11,287,412.75	\$640,466.47	\$10,645,984.27
Comparator	01/01/2015 - 12/31/2015	5,041	76,027	\$9,027,125.76	\$105,873.78	\$9,132,999.54	\$618,870.82	\$8,513,468.25
Difference		0.08%	0.97%	23.86%	0.35%	23.59%	3.49%	25.05%



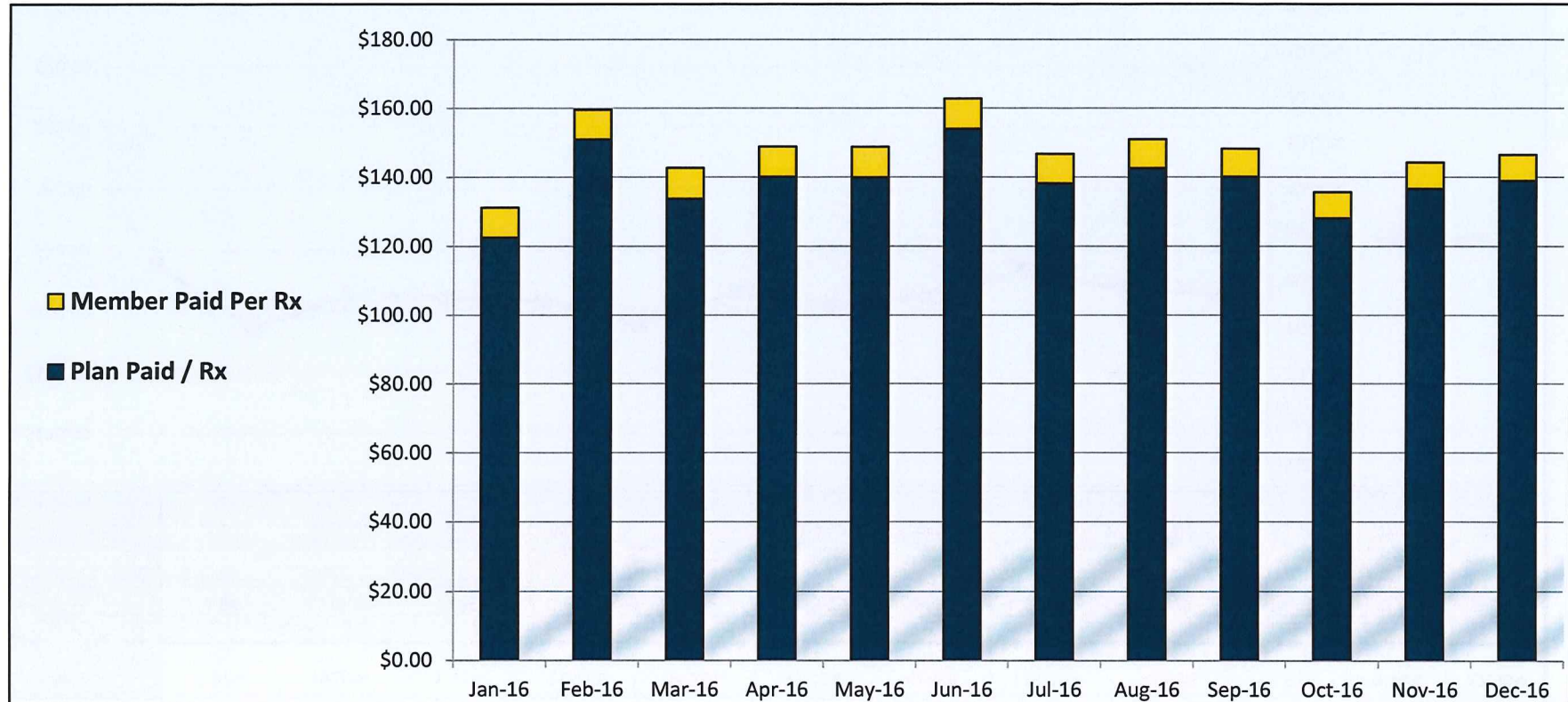
Utilization Summary

****Normalized Data****

	Rxs PMPM	Plan Paid PMPM	% Generic Rxs	Plan Paid / Generic	% Brand Rxs	Plan Paid / Brand	% Formulary Rxs	Ingredient Cost / Rx	Fill Fee / Rx	Total Cost / Rx	Member Cost / Rx	Plan Cost / Rx
Current	1.85	\$175.86	82%	\$24.61	18%	\$432.86	95%	\$99.81	\$0.95	\$100.76	\$5.72	\$95.03
Comparator	1.80	\$140.75	82%	\$21.66	18%	\$335.82	95%	\$83.03	\$0.97	\$84.00	\$5.69	\$78.30
Difference	2.87%	19.97%	1.01%	11.97%	-4.71%	22.42%	-0.05%	16.81%	-2.68%	16.63%	0.44%	17.60%
Similar Client Type	1.94	\$175.54	83%	\$26.87	17%	\$375.03	95%	\$95.15	\$0.75	\$95.91	\$5.51	\$90.32
ProAct BoB	1.47	\$125.08	84%	\$25.21	16%	\$384.72	95%	\$91.95	\$0.84	\$92.79	\$7.37	\$85.34



Member Paid vs Plan Paid



	Jan-16	Feb-16	Mar-16	Apr-16	May-16	Jun-16	Jul-16	Aug-16	Sep-16	Oct-16	Nov-16	Dec-16
Member Paid Per Rx	\$8.76	\$8.58	\$8.86	\$8.77	\$8.76	\$8.74	\$8.44	\$8.44	\$8.05	\$7.62	\$7.61	\$7.47
Plan Paid / Rx	\$122.52	\$150.97	\$133.77	\$140.15	\$139.93	\$154.00	\$138.22	\$142.56	\$140.10	\$128.10	\$136.61	\$138.99
Member Pay % of Total	7%	5%	6%	6%	6%	5%	6%	6%	5%	6%	5%	5%
Similar Client Type Member Paid / Rx	\$9.23	\$9.09	\$9.02	\$9.02	\$8.58	\$8.35	\$8.83	\$8.67	\$8.26	\$7.97	\$7.92	\$7.64
Similar Client Type Member Pay %	6%	6%	6%	6%	6%	5%	6%	6%	6%	6%	5%	5%



Proprietary & Confidential



Summary by Month

Month	Eligible Members	Rx Count	Member Paid / Rx	Plan Paid	Plan Paid / Rx	% Generic	% Brand	% MS Brand	Plan Paid / Brand	Plan Paid / Generic	Plan Paid PMPM	Rx Count PMPM
Jan-15	5,056	6,742	\$8.34	\$677,620.79	\$100.51	80%	18%	2%	\$411.90	\$24.13	\$134.02	1.33
Feb-15	5,074	5,917	\$8.28	\$639,307.17	\$108.05	81%	17%	2%	\$465.64	\$26.11	\$126.00	1.17
Mar-15	5,054	6,518	\$8.03	\$663,569.13	\$101.81	81%	17%	2%	\$422.99	\$28.07	\$131.30	1.29
Apr-15	5,052	6,477	\$8.36	\$682,882.72	\$105.43	82%	16%	2%	\$471.12	\$25.32	\$135.17	1.28
May-15	5,054	6,323	\$8.04	\$675,327.49	\$106.80	82%	16%	2%	\$465.91	\$29.00	\$133.62	1.25
Jun-15	5,037	6,230	\$8.26	\$744,987.77	\$119.58	82%	16%	2%	\$524.35	\$30.67	\$147.90	1.24
Jul-15	5,030	6,137	\$8.03	\$731,744.96	\$119.23	82%	16%	2%	\$541.94	\$27.94	\$145.48	1.22
Aug-15	5,042	6,214	\$8.24	\$706,173.84	\$113.64	82%	16%	2%	\$507.05	\$29.21	\$140.06	1.23
Sep-15	5,054	6,130	\$8.10	\$658,633.20	\$107.44	81%	17%	2%	\$428.75	\$32.69	\$130.32	1.21
Oct-15	5,025	6,494	\$7.82	\$719,987.88	\$110.87	80%	18%	2%	\$408.73	\$35.38	\$143.28	1.29
Nov-15	4,981	6,102	\$7.99	\$742,524.07	\$121.69	82%	16%	2%	\$491.99	\$42.32	\$149.07	1.23
Dec-15	5,028	6,743	\$8.19	\$870,709.23	\$129.13	81%	16%	2%	\$507.21	\$42.75	\$173.17	1.34
Total:	5,041	76,027	\$8.14	\$8,513,468.25	\$111.98	82%	16%	2%	\$470.63	\$31.13	\$140.78	1.26

Month	Eligible Members	Rx Count	Member Paid / Rx	Plan Paid	Plan Paid / Rx	% Generic	% Brand	% MS Brand	Plan Paid / Brand	Plan Paid / Generic	Plan Paid PMPM	Rx Count PMPM
Jan-16	5,024	6,528	\$8.76	\$799,819.81	\$122.52	83%	15%	2%	\$539.26	\$38.44	\$159.20	1.30
Feb-16	5,038	6,185	\$8.58	\$933,726.34	\$150.97	82%	16%	2%	\$646.69	\$44.09	\$185.34	1.23
Mar-16	5,041	6,845	\$8.86	\$915,649.56	\$133.77	82%	16%	2%	\$562.95	\$39.66	\$181.64	1.36
Apr-16	5,063	6,396	\$8.77	\$896,383.62	\$140.15	82%	16%	2%	\$588.20	\$40.99	\$177.05	1.26
May-16	5,028	6,354	\$8.76	\$889,116.68	\$139.93	83%	15%	2%	\$589.54	\$45.80	\$176.83	1.26
Jun-16	5,031	6,272	\$8.74	\$965,883.68	\$154.00	81%	16%	2%	\$653.01	\$38.84	\$191.99	1.25
Jul-16	5,030	6,182	\$8.44	\$854,493.12	\$138.22	83%	15%	2%	\$615.20	\$38.95	\$169.88	1.23
Aug-16	5,043	6,415	\$8.44	\$914,551.17	\$142.56	82%	16%	2%	\$625.34	\$39.34	\$181.35	1.27
Sep-16	5,068	6,224	\$8.05	\$872,005.50	\$140.10	82%	16%	2%	\$649.91	\$26.52	\$172.06	1.23
Oct-16	5,047	6,610	\$7.62	\$846,753.48	\$128.10	82%	16%	2%	\$594.86	\$25.10	\$167.77	1.31
Nov-16	5,057	6,212	\$7.61	\$848,632.31	\$136.61	83%	15%	2%	\$655.55	\$29.24	\$167.81	1.23
Dec-16	5,067	6,540	\$7.47	\$908,969.00	\$138.99	83%	15%	2%	\$696.22	\$26.43	\$179.39	1.29
Total:	5,045	76,763	\$8.34	\$10,645,984.27	\$138.69	82%	16%	2%	\$618.06	\$36.12	\$175.86	1.27



Analysis



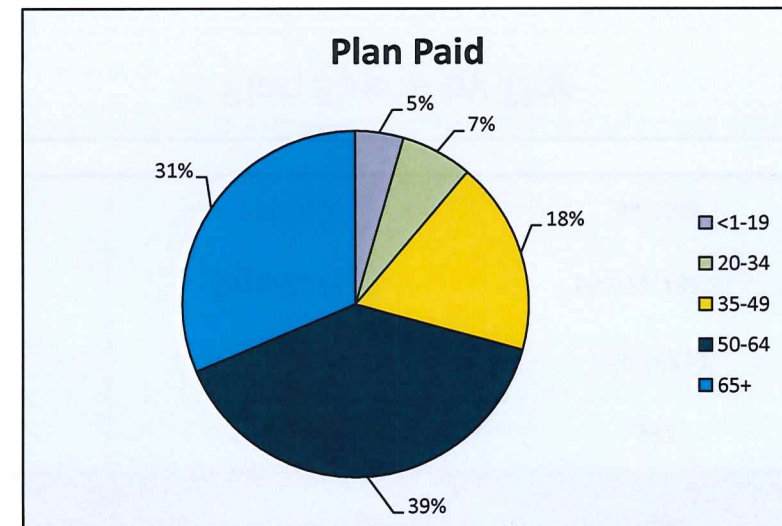
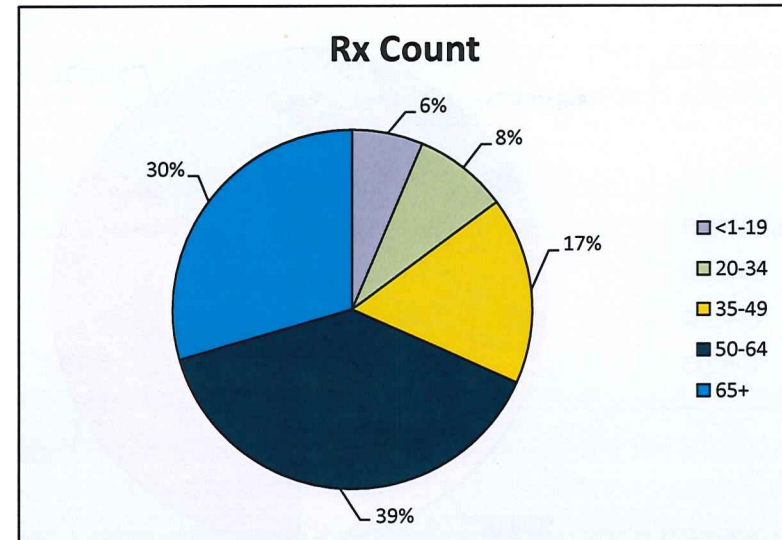
Pharmacy Eligible Members & Demographics

Contract Count	Eligible Members
2,323	5,045

Member Type:	Eligible Members	Rx Count
Cardholder:	2,314	45,673
Spouse:	1,189	22,640
Dependent:	1,542	8,450
Total	5,045	76,763

Demographic Information:	
% Male	49%
% Female	51%
Average Age - Cardholder	54
Average Age - Cardholder and Family	41

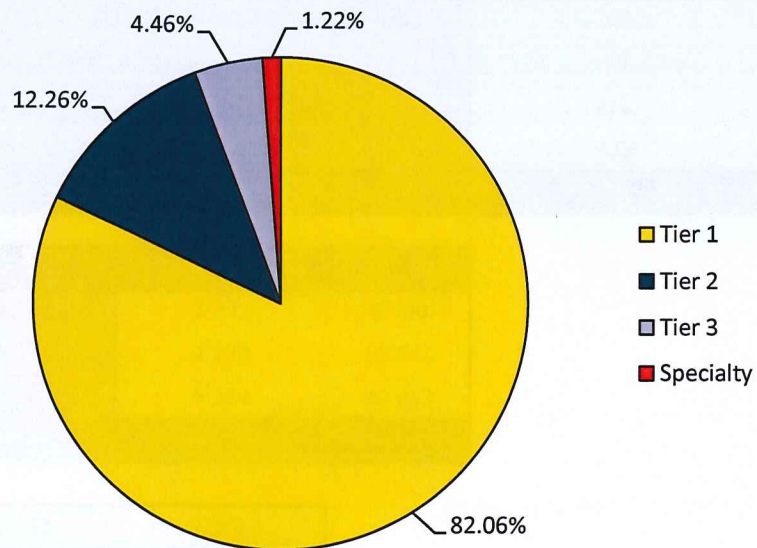
Age Group	Eligible Members	Plan Spend / Member	Similar Client Type Plan Spend Per Member
<1 - 19	1,048	\$38.22	\$40.79
20 - 34	881	\$67.20	\$70.93
35 - 49	998	\$160.51	\$143.53
50 - 64	1,354	\$257.82	\$259.08
65+	763	\$365.02	\$481.83



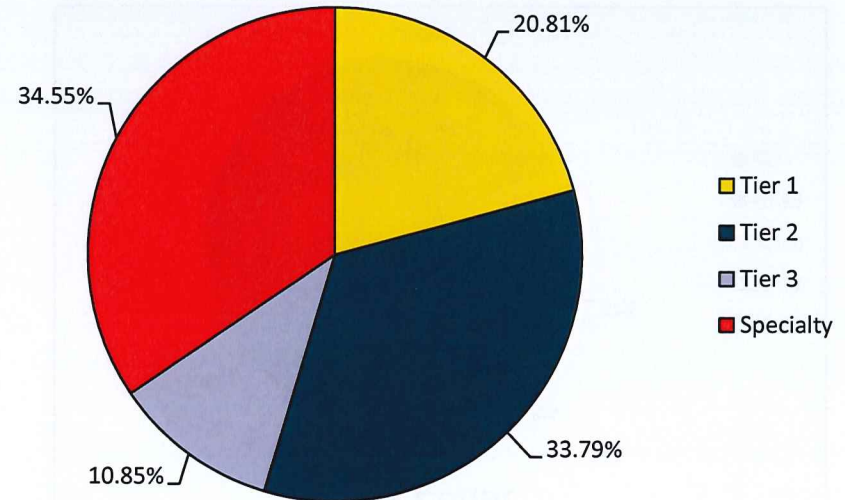
Drug Usage Analysis

	Generic - Tier 1	Preferred Brand - Tier 2	Non-Preferred Brand - Tier 3	Specialty
Rx Count	62,992	9,412	3,425	934
Plan Paid / Rx	\$35.17	\$382.25	\$337.31	\$3,937.62
Plan Paid	\$2,215,262.93	\$3,597,705.74	\$1,155,278.09	\$3,677,737.51
% Plan Spend	20.81%	33.79%	10.85%	34.55%

% Rx Count by Tier



% Plan Spend by Tier



Therapeutic Drug Category Analysis

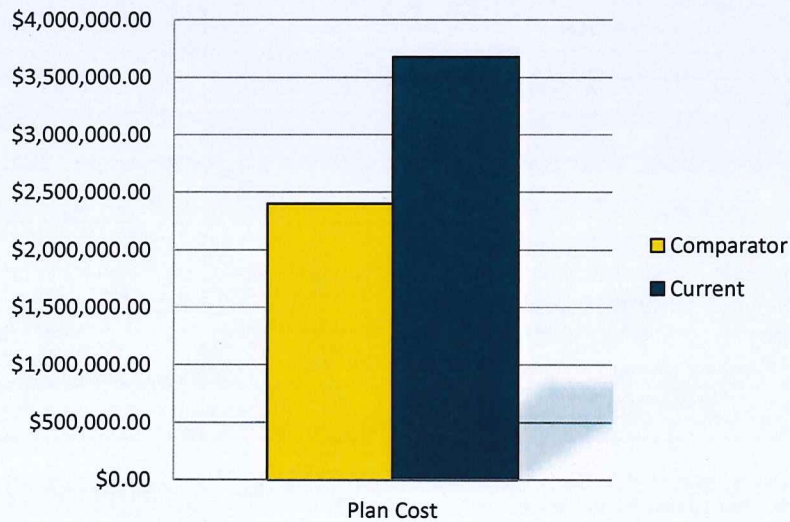
Category Name	Common Disease	Common Brand Medications	Common Generic Medications	Utilizing Members	Rx Count	Plan Paid	% Generic
Antidiabetic	High Blood Sugar	Actosplus Met, Actos, Avandamet, Avandia, Insulin Products, Januvia, Starlix	acarbose, glimepiride, glipizide, glipizide XL, glyburide, metformin, metformin ER, nateglinide	382	3,804	\$1,162,665.54	57.26%
Antiasthmatic	Asthma	Accolate, Duoneb, Foradil, Singulair, Spirivia, Symbicort, Theo-24, Ventolin	albuterol, albuterol/ipratropium, aminophylline, theophylline, budesonide	793	3,470	\$585,915.67	35.16%
Antihyperlipidemic	High Cholesterol	Advicor, Antara, Colestid, Crestor, Fenofibric Acid, Fibricor, Lescol/XL, Lipitor, Lovaza, Tricor, Vytorin, Welchol, Zetia	atorvastatin, cholestyramine, colestipol, fenofibrate, gemfibrozil, lovastatin, pravastatin, simvastatin	813	4,477	\$400,808.29	86.78%
Misc. Cardiovascular	Erectile dysfunction, Pulmonary Hypertension, vaso	Cialis, Letairis, Levitra, Tracleer, Viagra	Largely brand dominated category	209	999	\$301,255.59	4.30%
Dermatological	Topical Agents	Benzaclin Care Kit/gel, Differin, Duac, Elocon, Lidex, Loprox Gel/Shampoo, Metrogel,	ammonium lactate, betamethasone, hydrocortisone, triamcinolone acetonide	871	1,878	\$298,851.87	87.86%
Ulcer Drugs	Ulcer Drugs	Aciphex, Helidac, Dexilant, Nexium, Prevacid, PrevPac, Protonix, Prilosec, Zegerid	amoxicillin/clarithromycin/lansoprazole, cimetidine, lansoprazole, omeprazole, ranitidine, sucralfate	749	3,799	\$290,594.42	93.68%
Anticonvulsant	Seizures	Carbatrol, Depakene, Gabitril, Keppra, Lamictal, Lyrica, Neurontin, Tegretol, Topamax, Trileptal	carbamazepine, divalproex, gabapentin, lamotrigine, levetiracetam, phenobarbitol, topiramate	391	2,272	\$286,857.99	83.71%
Analgesics- Narcotic	Pain - Narcotic	Avinza, Embeda, Kadian, Opana, OxyContin, Vicodin	fentanyl, hydrocodone, hydromorphone, meperidine, methadone, morphine, oxycodone	876	2,872	\$278,445.47	88.27%
Stimulants/Anti-Obesity/Anorex	Stimulants	Adderall XR, Concerta, Daytrena, Focalin, Metadate CD/ER, Nuvigil, Provigil, Ritalin/LA/SR	amphetamine/dextroamphetamine, methylphenidate ER/SR	196	1,423	\$278,220.12	86.16%
Antidepressants	Depression	Celexa, Cymbalta, Effexor, Lexapro, Paxil, Pristiq, Prozac, Sarafem, Wellbutrin, Zoloft	bupropion, citalopram, fluoxetine, mirtazapine, paroxetine, sertraline, venlafaxine	966	6,511	\$275,087.00	97.34%



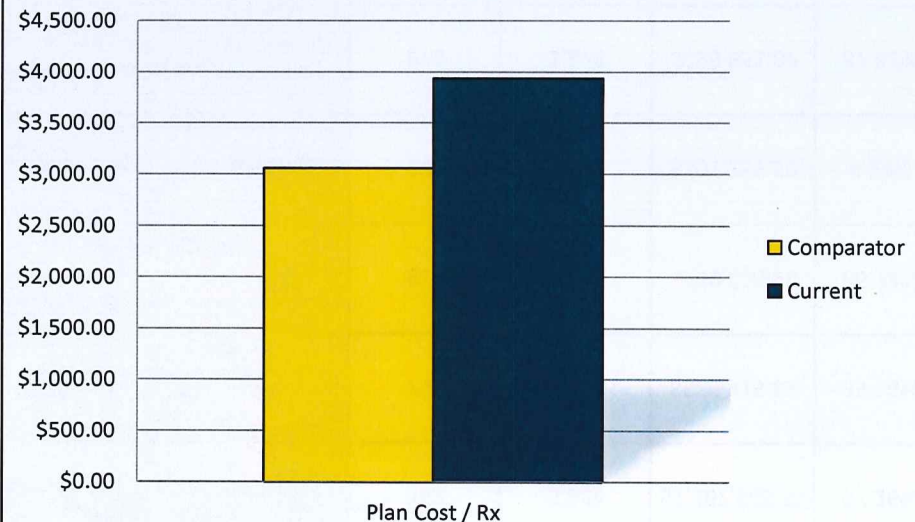
Specialty Drug Summary

	Comparator Period January 1, 2015 - December 31, 2015	Current Period January 1, 2016 - December 31, 2016	% Difference
Utilizing Members	81	105	29.63%
Rx Count	785	934	18.98%
Ingredient Cost	\$2,415,481.12	\$3,695,324.32	52.99%
Member Cost	\$15,471.15	\$17,999.56	16.34%
Plan Cost	\$2,400,459.92	\$3,677,737.51	53.21%
Plan Cost / Specialty Rx	\$3,057.91	\$3,937.62	28.77%
Plan Cost / Specialty Utilizer	\$29,635.31	\$35,026.07	18.19%
% of Total Rx Count	1.03%	1.22%	-
% of Total Plan Cost	28.20%	34.55%	-
% Member Share	0.64%	0.49%	-

Plan Cost by Period



Plan Cost / Rx by Period



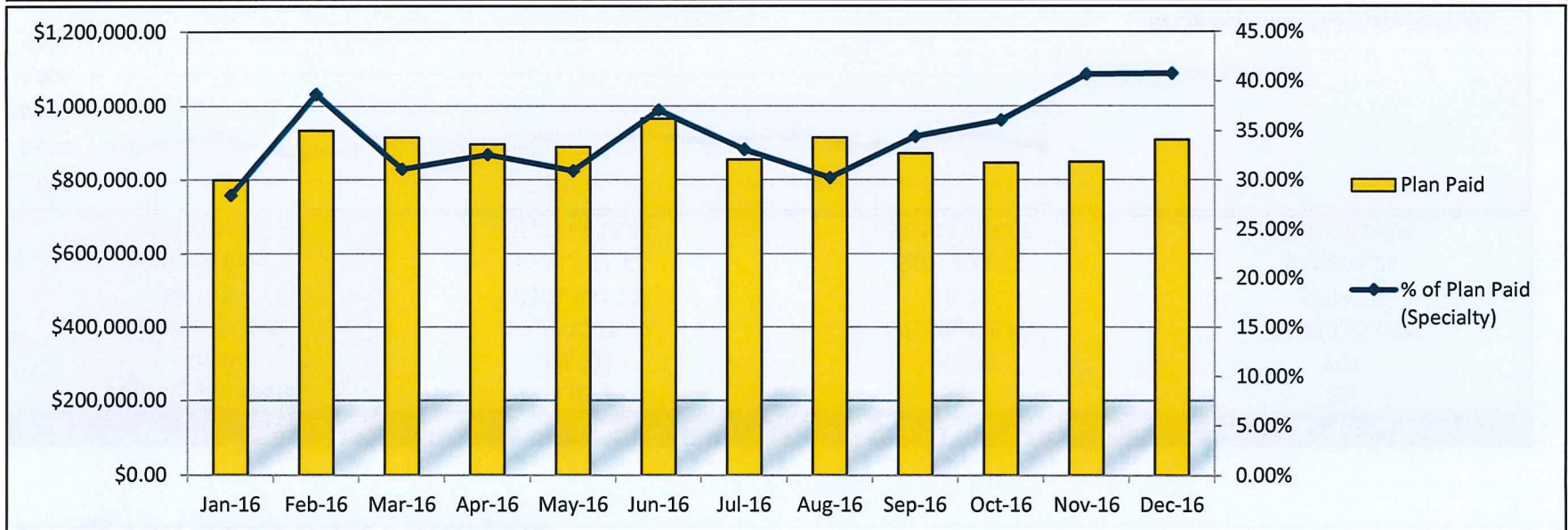
Top Specialty Drugs

Top Specialty Drugs

Drug Name	Drug Class	Utilizing Members	Rx Count	Total Cost	Member Cost	Plan Cost
Harvoni	Hepatitis	6	14	\$447,174.00	\$275.00	\$446,899.00
Humira Pen	Systemic Inflammatory Conditions	14	80	\$382,917.24	\$1,555.00	\$381,362.24
Copaxone	Multiple Sclerosis	3	29	\$223,867.51	\$720.00	\$223,147.51
Gilenya	Multiple Sclerosis	3	30	\$197,043.34	\$960.00	\$196,083.34
Pomalyst	Cancer	1	12	\$163,900.24	\$420.00	\$163,480.24

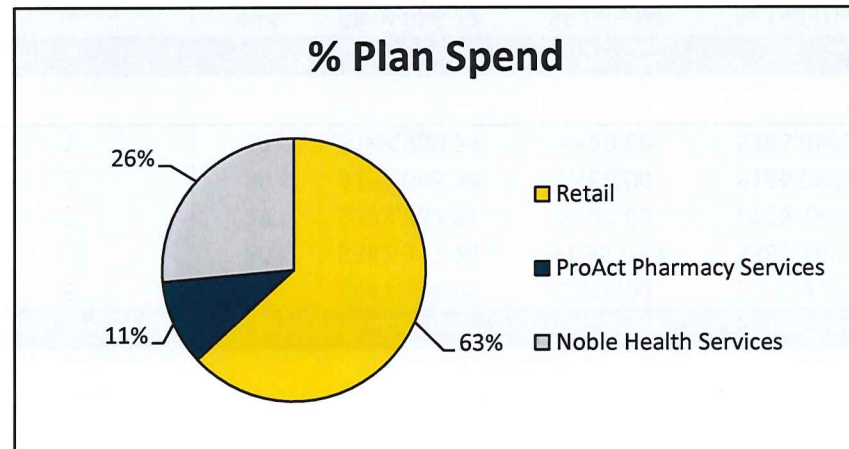
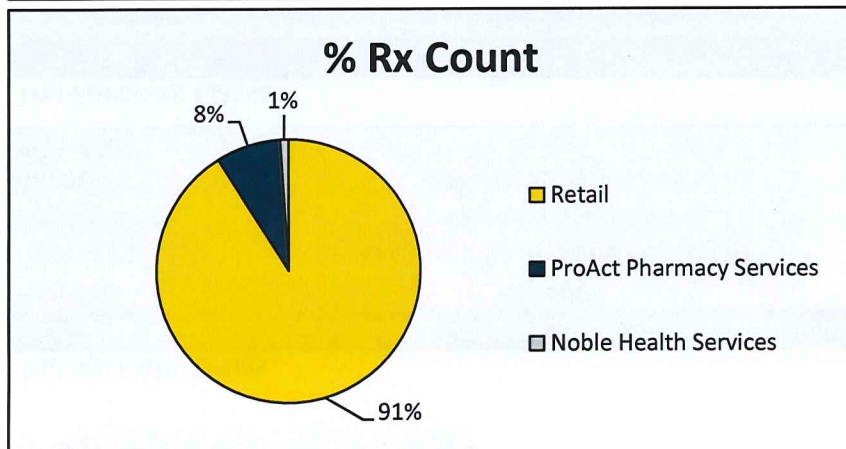
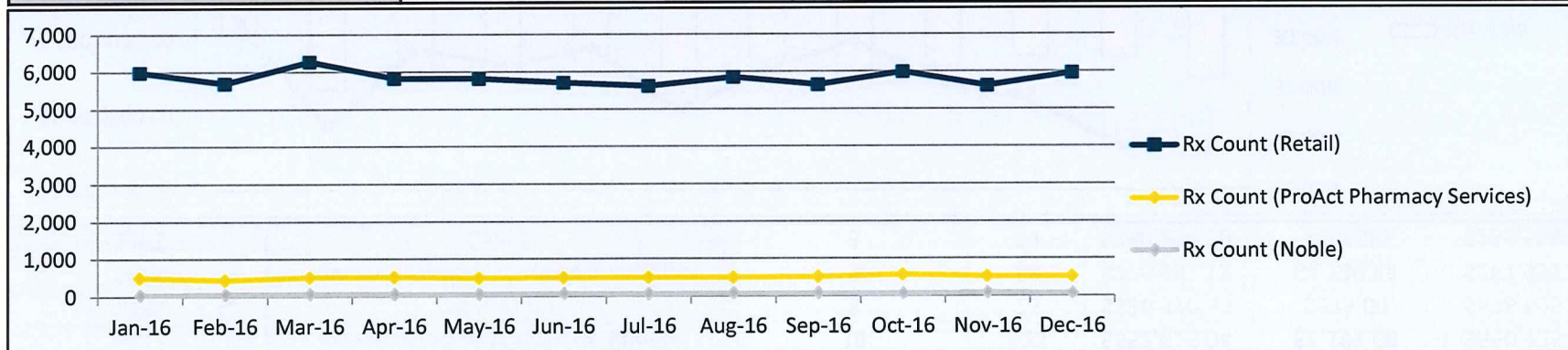
Top Specialty Classes

4 Digit GPI	Drug Class	Utilizing Members	Rx Count	Total Cost	Member Cost	Plan Cost
6240	Multiple Sclerosis	12	124	\$818,086.22	\$3,085.00	\$815,001.22
6627	Systemic Inflammatory Conditions	19	123	\$552,616.04	\$2,191.00	\$550,425.04
1235	Hepatitis	8	25	\$536,970.39	\$375.00	\$536,595.39
6629	Systemic Inflammatory Conditions	9	68	\$270,697.12	\$2,739.84	\$267,957.28
2153	Cancer	3	24	\$240,294.30	\$705.00	\$239,589.30



Drug Fill Location Analysis

	Retail	ProAct Pharmacy Services	Noble Health Services
Utilizing Members	4,055	541	89
Rx Count	69,902	6,066	795
Ingredient Cost	\$7,130,215.72	\$1,220,399.82	\$2,830,552.84
Fill Fee	\$105,881.73	\$0.00	\$298.35
Member Paid	\$523,787.47	\$101,872.75	\$14,806.25
Plan Paid	\$6,711,412.26	\$1,118,527.07	\$2,816,044.94



Patent Expiration List

Drug Name	Generic Name	Estimated Expiration Date	Rx Count	Member Cost	Plan Cost	Total Cost
Renvela	Sevelamer Carbonate	4/30/2014	10	\$10.00	\$10,573.94	\$10,583.94
Celebrex	Celecoxib	12/31/2014	9	\$350.00	\$8,069.93	\$8,419.93
Nexium	Esomeprazole	2/17/2015	79	\$1,933.00	\$48,730.26	\$50,663.26
Welchol	Colesevelam	3/2/2015	43	\$390.00	\$25,419.69	\$25,809.69
Avodart	Dutasteride	12/1/2015	7	\$285.46	\$3,177.94	\$3,463.40
Enablex	Darifenacin	3/15/2016	1	\$5.00	\$898.78	\$903.78
Crestor	Rosuvastatin	5/2/2016	208	\$7,166.97	\$87,234.10	\$94,401.07
Nuvigil	Armodafinil	6/1/2016	22	\$770.00	\$12,930.34	\$13,700.34
Serevent Dis	Salmeterol	9/1/2016	11	\$220.00	\$3,417.59	\$3,637.59
Benicar	Olmesartan	10/25/2016	70	\$2,531.44	\$14,610.56	\$17,142.00
Benicar Hct	Olmesartan/Hctz	10/25/2016	21	\$298.00	\$9,946.35	\$10,244.35
Zetia	Ezetimibe	12/12/2016	137	\$4,611.00	\$62,029.04	\$66,640.04
Vytorin	Ezetimibe/Simvastatin	4/25/2017	30	\$915.00	\$21,422.23	\$22,337.23
Strattera	Atomoxetine	5/26/2017	27	\$435.00	\$13,448.57	\$13,883.57
Proventil	Albuterol	6/1/2017	39	\$1,330.00	\$2,065.54	\$3,395.54



ProAct's Savings Opportunities

Current Savings Measures:

Network Discount Savings -

\$8,433,669.53

Therapeutic Alternative Program Savings -

\$46,261.40


ProAct Value Network

ProAct's National network has over 66k pharmacies, by narrowing this to just over 36k pharmacies you can provide your members with access to a nationwide network while enhancing pricing discounts on everyday medications. ProAct's Value Network provides an average savings of 1-2%.

Enhanced Clinical Management

- ✓ **Prior Authorization**
 - Ensures that medications are being used appropriately with each member's diagnosis.
 - Average savings of \$2.04 PMPM.
- ✓ **Step Therapy**
 - Ensures that lower cost therapies are tried prior to the use of higher cost medications.
 - Average savings of \$.41 PMPM.
- ✓ **Quantity Limits**
 - Reduces costs while ensuring safe and appropriate dosing of medications.
 - Average Savings of \$1.81PMPM.
- ✓ **If all three programs are selected, ProAct's Enhanced Clinical Management Program offers \$4.26 PMPM average savings with an associated 20% average increase in rebate income.**





Ranking Reports



Top 25 Drugs by Cost

Drug Name	Drug Class	Brand / Generic	Specialty Indicator	Rank	Rx Count	Member Cost	Plan Cost	% of Total Plan Cost
Harvoni	Antiviral	Brand	Y	1	14	\$275.00	\$446,899.00	4.20%
Humira Pen	Analgesics- Anti-Inflammatory	Brand	Y	2	80	\$1,555.00	\$381,362.24	3.58%
Lantus	Antidiabetic	Brand	N	3	387	\$7,963.15	\$262,935.28	2.47%
Copaxone	Misc. Psychotherapeutic And Neu	Brand	Y	4	29	\$720.00	\$223,147.51	2.10%
Gilenya	Misc. Psychotherapeutic And Neu	Brand	Y	5	30	\$960.00	\$196,083.34	1.84%
Pomalyst	Antineoplastics	Brand	Y	6	12	\$420.00	\$163,480.24	1.54%
Cialis	Misc. Cardiovascular	Brand	N	7	506	\$9,625.00	\$156,776.07	1.47%
Tecfidera	Misc. Psychotherapeutic And Neu	Brand	Y	8	25	\$560.00	\$154,328.27	1.45%
Actemra	Analgesics- Anti-Inflammatory	Brand	Y	9	44	\$1,545.00	\$148,575.81	1.40%
Simponi	Analgesics- Anti-Inflammatory	Brand	Y	10	38	\$486.00	\$147,949.00	1.39%
Enbrel	Analgesics- Anti-Inflammatory	Brand	Y	11	37	\$990.30	\$144,745.77	1.36%
Stelara	Dermatological	Brand	Y	12	8	\$155.00	\$142,431.25	1.34%
Advair Disku	Antiasthmatic	Brand	N	13	330	\$5,963.49	\$133,690.43	1.26%
Xarelto	Anticoagulants	Brand	N	14	253	\$6,190.13	\$124,518.60	1.17%
Enbrel Srclk	Analgesics- Anti-Inflammatory	Brand	Y	15	31	\$1,749.54	\$123,211.51	1.16%
Lyrica	Anticonvulsant	Brand	N	16	244	\$3,943.42	\$119,416.01	1.12%
Januvia	Antidiabetic	Brand	N	17	193	\$4,188.00	\$118,688.28	1.11%
Novolog	Antidiabetic	Brand	N	18	143	\$2,610.00	\$115,123.72	1.08%
Revlimid	Assorted Classes	Brand	Y	19	9	\$315.00	\$105,105.89	0.99%
Zytiga	Antineoplastics	Brand	Y	20	12	\$420.00	\$104,097.48	0.98%
Viagra	Misc. Cardiovascular	Brand	N	21	334	\$10,657.71	\$103,363.90	0.97%
Erivedge	Antineoplastics	Brand	Y	22	10	\$100.00	\$99,964.40	0.94%
Ibrance	Antineoplastics	Brand	Y	23	9	\$360.00	\$94,707.54	0.89%
Oxycontin	Analgesics- Narcotic	Brand	N	24	186	\$2,930.30	\$92,777.14	0.87%
Crestor	Antihyperlipidemic	Brand	N	25	208	\$7,166.97	\$87,234.10	0.82%



Top 25 Drugs by Rx Count

Drug Name	Drug Class	Brand / Generic	Specialty Indicator	Rank	Rx Count	Member Cost	Plan Cost	% of Total Plan Cost
Levothyroxin	Thyroid	Generic	N	1	2,322	\$16,305.58	\$28,021.87	0.26%
Atorvastatin	Antihyperlipidemic	Generic	N	2	1,929	\$13,336.48	\$38,358.42	0.36%
Omeprazole	Ulcer Drugs	Generic	N	3	1,877	\$10,970.89	\$32,516.29	0.31%
Lisinopril	Antihypertensive - Acei/Arbs	Generic	N	4	1,819	\$7,030.85	\$3,549.26	0.03%
Amlodipine	Antihypertension - Calcium Blockers	Generic	N	5	1,538	\$5,966.67	\$5,223.28	0.05%
Metformin	Antidiabetic	Generic	N	6	1,430	\$7,393.98	\$10,597.04	0.10%
Sertraline	Antidepressants	Generic	N	7	1,155	\$5,597.37	\$6,861.12	0.06%
Hydrochlorot	Diuretics	Generic	N	8	991	\$2,882.40	\$817.91	0.01%
Montelukast	Antiasthmatic	Generic	N	9	954	\$6,351.63	\$15,349.50	0.14%
Metoprolol	Antihypertensive - Beta Blocker	Generic	N	10	933	\$6,647.15	\$29,436.99	0.28%
Prednisone	Corticosteroids	Generic	N	11	908	\$3,749.13	\$4,472.33	0.04%
Gabapentin	Anticonvulsant	Generic	N	12	860	\$4,570.99	\$12,899.35	0.12%
Escitalopram	Antidepressants	Generic	N	13	852	\$4,394.33	\$7,218.67	0.07%
Amoxicillin	Penicillins	Generic	N	14	847	\$3,466.96	\$2,686.13	0.03%
Hydroco/Apap	Analgesics- Narcotic	Generic	N	15	816	\$3,879.25	\$15,873.63	0.15%
Simvastatin	Antihyperlipidemic	Generic	N	16	776	\$4,193.00	\$12,408.53	0.12%
Losartan Pot	Antihypertensive - Acei/Arbs	Generic	N	17	762	\$4,057.22	\$5,726.10	0.05%
Azithromycin	Macrolide Antibiotics	Generic	N	18	731	\$3,267.91	\$8,978.80	0.08%
Bupropn Hcl	Antidepressants	Generic	N	19	652	\$4,143.74	\$32,261.43	0.30%
Fluoxetine	Antidepressants	Generic	N	20	607	\$2,963.81	\$13,127.82	0.12%
Citalopram	Antidepressants	Generic	N	21	594	\$2,278.67	\$2,458.73	0.02%
Atenolol	Antihypertensive - Beta Blocker	Generic	N	22	590	\$1,645.22	\$944.38	0.01%
Alprazolam	Antianxiety Agents	Generic	N	23	583	\$1,813.22	\$730.60	0.01%
Pantoprazole	Ulcer Drugs	Generic	N	24	568	\$3,773.53	\$17,066.58	0.16%
Amox/K Clav	Penicillins	Generic	N	25	564	\$2,945.15	\$8,557.52	0.08%



Top 25 Members by Plan Paid

Member ID	Rank	Rx Count	Specialty Rx Count	% Generic	% Mail Order	Plan Paid	Copay	Total Cost	% of Total Plan Cost
Member 1	1	41	12	71%	0%	\$163,814.35	\$563.53	\$164,377.88	2%
Member 2	2	77	8	64%	0%	\$111,956.85	\$719.17	\$112,676.02	1%
Member 3	3	67	9	67%	0%	\$109,247.79	\$878.34	\$110,126.13	1%
Member 4	4	74	12	80%	0%	\$105,578.97	\$822.12	\$106,401.09	1%
Member 5	5	78	8	65%	0%	\$104,523.54	\$785.45	\$105,308.99	1%
Member 6	6	25	10	56%	0%	\$100,771.50	\$137.64	\$100,909.14	1%
Member 7	7	33	3	79%	12%	\$98,794.52	\$361.44	\$99,155.96	1%
Member 8	8	85	13	78%	0%	\$98,574.55	\$970.29	\$99,544.84	1%
Member 9	9	22	3	82%	0%	\$96,382.34	\$274.88	\$96,657.22	1%
Member 10	10	49	9	80%	8%	\$94,824.38	\$636.63	\$95,461.01	1%
Member 11	11	8	6	50%	0%	\$88,255.46	\$100.00	\$88,355.46	1%
Member 12	12	52	12	69%	27%	\$81,863.28	\$1,107.61	\$82,970.89	1%
Member 13	13	11	0	73%	0%	\$77,133.07	\$80.32	\$77,213.39	1%
Member 14	14	28	9	64%	0%	\$77,007.13	\$418.51	\$77,425.64	1%
Member 15	15	21	11	29%	38%	\$75,314.62	\$618.76	\$75,933.38	1%
Member 16	16	67	12	82%	0%	\$75,127.92	\$644.93	\$75,772.85	1%
Member 17	17	22	12	9%	0%	\$73,814.03	\$588.71	\$74,402.74	1%
Member 18	18	57	2	67%	9%	\$71,605.57	\$961.42	\$72,566.99	1%
Member 19	19	19	12	37%	0%	\$70,695.44	\$309.14	\$71,004.58	1%
Member 20	20	142	3	60%	0%	\$69,274.66	\$1,000.00	\$70,274.66	1%
Member 21	21	20	6	70%	0%	\$68,804.53	\$57.58	\$68,862.11	1%
Member 22	22	36	11	44%	0%	\$65,203.45	\$534.93	\$65,738.38	1%
Member 23	23	77	13	77%	0%	\$64,884.35	\$760.00	\$65,644.35	1%
Member 24	24	51	2	88%	0%	\$64,764.76	\$302.20	\$65,066.96	1%
Member 25	25	67	8	75%	0%	\$64,722.81	\$481.04	\$65,203.85	1%



Top 25 Pharmacies by Plan Paid

NABP	Pharmacy Name	Pharmacy Address	Rank	Rx Count	Member Cost	Plan Cost	Total Cost
5806457	Noble Health Services Inc.	Syracuse, NY	1	795	\$14,806.25	\$2,816,044.94	\$2,830,851.19
3335468	Proact Pharmacy Services Inc.	Gouverneur, NY	2	6,066	\$101,872.75	\$1,118,527.07	\$1,220,399.82
3391137	Wegmans Food Markets Inc.	Ithaca, NY	3	7,628	\$57,724.12	\$785,887.87	\$843,611.99
3328033	Rite Aid Pharmacy 04716	Ithaca, NY	4	6,040	\$34,950.81	\$598,294.76	\$633,245.57
3349253	Kinney Drugs	Dryden, NY	5	3,917	\$27,366.48	\$341,648.02	\$369,014.50
3392482	Rite Aid Pharmacy 10740	Dryden, NY	6	3,046	\$24,437.23	\$338,415.16	\$363,778.97
3326964	Target Pharmacy	Ithaca, NY	7	2,970	\$22,735.09	\$280,191.29	\$302,926.38
3339036	Kinney Drugs	Trumansburg, NY	8	3,877	\$25,298.92	\$275,929.66	\$301,228.58
3349291	Kinney Drugs	Ithaca, NY	9	3,071	\$20,974.53	\$258,163.48	\$279,138.01
3317927	Cvs Pharmacy	Ithaca, NY	10	2,799	\$19,545.94	\$243,979.43	\$263,525.37
3328742	Rite Aid Pharmacy 10738	Cortland, NY	11	3,226	\$28,032.51	\$226,286.13	\$254,318.64
3316204	Rite Aid Pharmacy 00704	Ithaca, NY	12	1,895	\$11,706.03	\$180,188.60	\$191,894.63
3333236	Rite Aid Pharmacy 10882	Ithaca, NY	13	2,487	\$20,630.58	\$169,561.08	\$190,191.66
3364368	Rite Aid Pharmacy 10739	Cortland, NY	14	2,505	\$22,537.13	\$135,876.39	\$158,413.52
3352969	Walgreens #10158	Cortland, NY	15	1,712	\$15,041.22	\$134,550.29	\$149,591.51
3380918	Kinney Drugs	Cortland, NY	16	2,006	\$15,205.36	\$112,304.32	\$127,509.68
5802512	Onco360	Buffalo, NY	17	9	\$315.00	\$105,105.89	\$105,420.89
3340736	Kinney Drugs	Moravia, NY	18	874	\$6,320.49	\$104,207.55	\$110,528.04
1013438	Acs Pharmacy	Orlando, FL	19	12	\$420.00	\$104,097.48	\$104,517.48
3361134	University Physicians Hematology On	Syracuse, NY	20	9	\$360.00	\$94,707.54	\$95,067.54
3341031	Wal-Mart Pharmacy 10-5240	Ithaca, NY	21	1,263	\$9,239.97	\$92,067.07	\$101,307.04
3363532	Kinney Drugs	Ithaca, NY	22	1,228	\$9,018.38	\$84,035.70	\$93,054.08
0131754	Briovarx Llc	Birmingham, AL	23	6	\$210.00	\$83,630.56	\$83,840.56
3319212	Kinney Drugs	Cortland, NY	24	1,391	\$13,703.06	\$83,187.37	\$96,890.43
5804047	Green Street Pharmacy	Ithaca, NY	25	722	\$6,666.83	\$68,835.62	\$75,502.45



Glossary

✓ Comparators

- **BOB** - Book of Business, ProAct's entire client population
- **Similar Client** - Clients within ProAct's Book of Business from within a similar industry or client type

✓ Financial

- **Ingredient Cost** - Drug cost paid to dispensing pharmacies (excludes other fees)
- **Fill Fee** - Dispensing fee paid to dispensing pharmacies
- **Total Cost** - Ingredient cost and Fill fee combined
- **Member Paid** - Member copayment at time of service
- **Plan Paid** - Plan responsibility for prescriptions filled after copayment

✓ Patient

- **Eligible Members** - Total participants including spouses and dependent covered by the plan
- **Utilizing Members** - Number of members filling a prescription during the reporting time period

✓ Prescription

- **Brand** - A prescription drug that has been patented and is only available through one manufacturer
- **Generic** - A drug which is the pharmaceutical equivalent to one or more brand name drugs. Such drugs have been approved by the Food and drug Administration as meeting the same standards for safety, purity, strength, and effectiveness as the brand name drug.
- **Specialty** - Medications used to treat complex conditions that require special handling and/or special monitoring. These medications are often biology-based and mimic substances found in the body to produce their effects. These medications are typically high cost and may only be available from a limited number of specialty pharmacies
- **Normalized Data** - Per Member Per Month
- **Formulary Rx Percentage** - Percentage of total prescriptions that were filled as generic or preferred brand products compared to ProAct's national formulary

