



Greater Tompkins County Municipal Health Insurance Consortium

Pharmacy Benefit Plan Review
4th Quarter - 2014



INTRODUCTION

Today's client review will include the following:

- Review client performance for the current period
- Analysis of client performance
- Identify potential savings opportunities
- Make recommendations for improving future performance

ProAct Contacts:

- Ashley Masucci
 - Account Manager
- Ron Romano
 - Clinical Program Manager
- David Schryver
 - Vice President of Client Relations

Phone: (315) 413-7780 ext. 3224

E-Mail: AshleyMasucci@proactrx.com

Phone: (315) 287-3652 ext.3631

E-Mail: RonRomano@proactrx.com

Phone: (315) 287-3652 ext.3624

E-Mail: DavidSchryver@proactrx.com

Helpdesk (eligibility and support)

ProAct general support:

ProAct eligibility support:

<http://www.proactrx.com>

<http://www.proactpharmacyservices.com>



Proprietary & Confidential

1-877-635-9545

Support@proactrx.com

Eligibility@proactrx.com

Our focus is you...



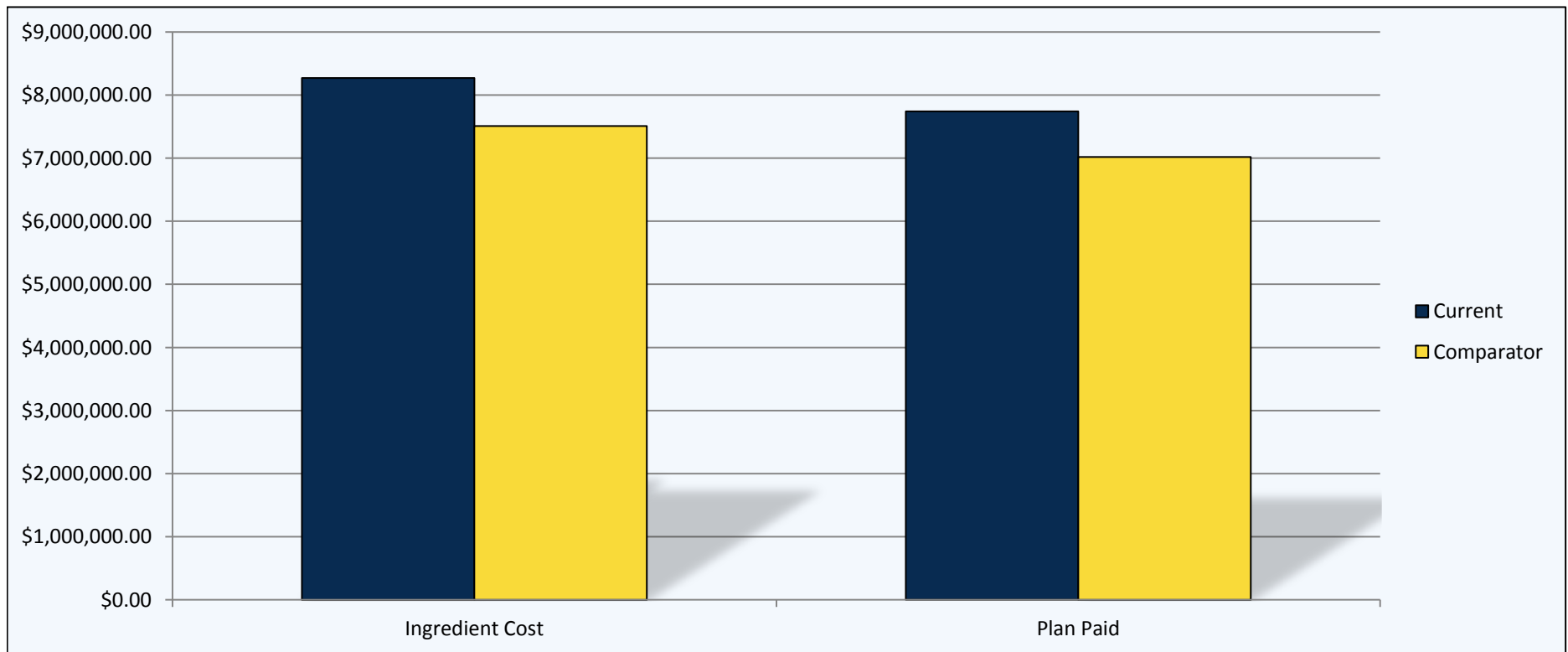


Performance



Performance Summary

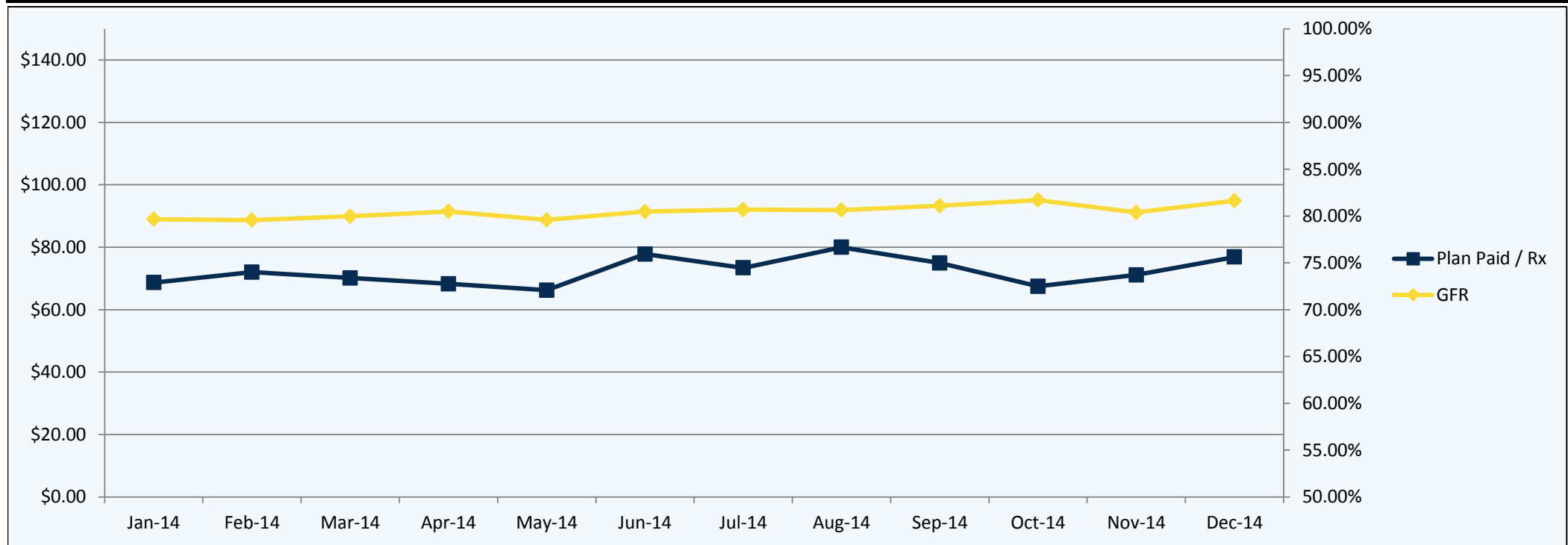
Period	Date Range	Eligible Members	Rx Count	Ingredient Cost	Fill Fee	Total Cost	Member Paid	Plan Paid
Current	1/1/2014 - 12/31/2014	5,064	77,534	\$8,269,869.92	\$100,405.62	\$8,370,275.54	\$625,325.62	\$7,741,286.29
Comparator	1/1/2013 - 12/31/2013	5,094	76,539	\$7,510,175.63	\$107,758.79	\$7,617,934.42	\$598,483.99	\$7,017,157.67
Difference				10.12%	-6.82%	9.88%	4.48%	10.32%



Utilization Summary

****Normalized Data****

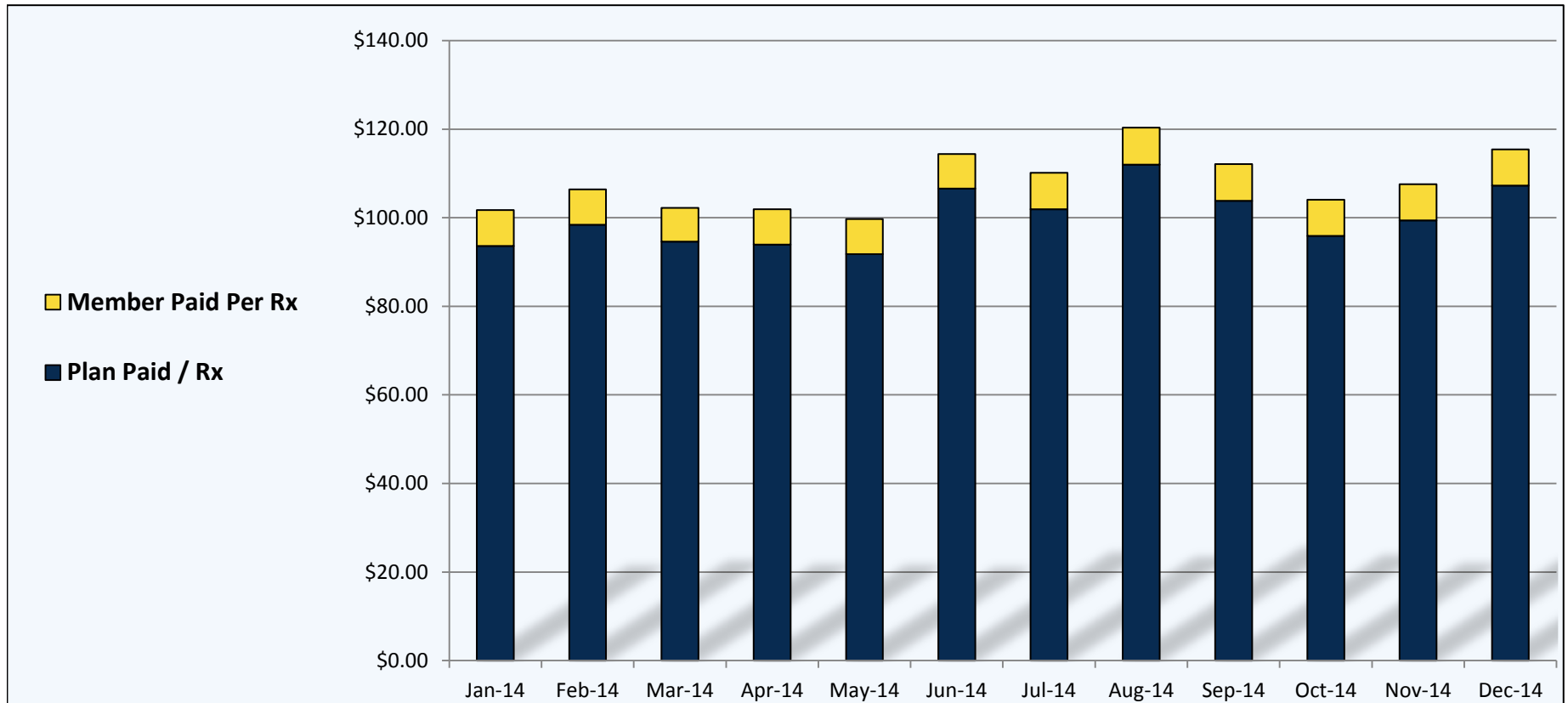
	Rxs PMPM	Plan Paid PMPM	% Generic Rxs	Plan Paid / Generic	% Brand Rxs	Plan Paid / Brand	% Formulary Rxs	Ingredient Cost / Rx	Fill Fee / Rx	Total Cost / Rx	Member Cost / Rx	Plan Cost / Rx
Current	1.76	\$127.40	80%	\$18.91	20%	\$292.24	95%	\$77.12	\$0.94	\$78.05	\$5.83	\$72.19
Comparator	1.71	\$114.79	78%	\$17.92	22%	\$245.70	94%	\$71.90	\$1.03	\$72.93	\$5.73	\$67.18
Difference	3.18%	9.90%	2.32%	5.19%	-9.42%	15.92%	1.18%	6.77%	-10.18%	6.56%	1.74%	6.94%
Similar Client Type	1.88	\$146.37	79%	\$25.56	21%	\$261.23	94%	\$82.76	\$0.75	\$83.51	\$5.66	\$77.77
ProAct BoB	1.45	\$110.31	81%	\$26.21	19%	\$267.96	94%	\$82.38	\$0.80	\$83.18	\$6.88	\$76.23



Proprietary & Confidential



Member Paid vs Plan Paid



	Jan-14	Feb-14	Mar-14	Apr-14	May-14	Jun-14	Jul-14	Aug-14	Sep-14	Oct-14	Nov-14	Dec-14
Member Paid Per Rx	\$8.07	\$7.98	\$7.62	\$7.98	\$7.92	\$7.80	\$8.27	\$8.34	\$8.29	\$8.22	\$8.15	\$8.17
Plan Paid / Rx	\$93.63	\$98.39	\$94.59	\$93.91	\$91.79	\$106.58	\$101.89	\$112.01	\$103.83	\$95.87	\$99.42	\$107.27
Member Pay % of Total	8%	7%	7%	8%	8%	7%	8%	7%	7%	8%	8%	7%
Similar Client Type Member Paid / Rx	\$9.48	\$8.98	\$8.75	\$8.46	\$8.75	\$8.66	\$8.54	\$9.28	\$8.46	\$8.32	\$7.25	\$8.58
Similar Client Type Member Pay %	8%	7%	7%	7%	7%	7%	7%	7%	6%	6%	6%	6%



Proprietary & Confidential



Summary by Month


Month	Eligible Members	Rx Count	Member Paid / Rx	Plan Paid	Plan Paid / Rx	% Generic	% Brand	% MS Brand	Plan Paid / Brand	Plan Paid / Generic	Plan Paid PMPM	Rx Count PMPM
Jan-13	5,150	6,265	\$8.25	\$527,603.50	\$84.21	77%	21%	2%	\$287.57	\$23.30	\$102.45	1.22
Feb-13	5,125	6,017	\$7.62	\$460,089.17	\$76.46	79%	19%	2%	\$284.00	\$21.16	\$89.77	1.17
Mar-13	5,114	6,218	\$7.49	\$554,473.82	\$89.17	79%	19%	2%	\$332.21	\$23.80	\$108.42	1.22
Apr-13	5,105	6,728	\$7.47	\$602,709.16	\$89.58	79%	20%	2%	\$333.50	\$22.81	\$118.06	1.32
May-13	5,077	6,665	\$7.66	\$575,423.79	\$86.34	78%	21%	2%	\$299.87	\$24.96	\$113.34	1.31
Jun-13	5,088	6,285	\$7.40	\$603,416.86	\$96.01	79%	19%	2%	\$362.82	\$24.67	\$118.60	1.24
Jul-13	5,094	6,556	\$7.85	\$584,577.17	\$89.17	78%	20%	2%	\$321.79	\$24.27	\$114.76	1.29
Aug-13	5,077	6,294	\$7.70	\$596,560.66	\$94.78	78%	20%	2%	\$340.24	\$26.04	\$117.50	1.24
Sep-13	5,076	6,152	\$8.02	\$567,588.04	\$92.26	78%	20%	2%	\$329.74	\$25.50	\$111.82	1.21
Oct-13	5,074	6,547	\$8.10	\$666,139.81	\$101.75	79%	20%	2%	\$379.97	\$25.59	\$131.28	1.29
Nov-13	5,075	6,128	\$8.11	\$565,136.49	\$92.22	79%	20%	2%	\$343.09	\$24.28	\$111.36	1.21
Dec-13	5,076	6,684	\$8.15	\$713,439.20	\$106.74	79%	19%	2%	\$405.52	\$27.00	\$140.55	1.32
Total:	5,094	76,539	\$7.82	\$7,017,157.67	\$91.68	78%	20%	2%	\$335.03	\$24.45	\$114.83	1.25

Month	Eligible Members	Rx Count	Member Paid / Rx	Plan Paid	Plan Paid / Rx	% Generic	% Brand	% MS Brand	Plan Paid / Brand	Plan Paid / Generic	Plan Paid PMPM	Rx Count PMPM
Jan-14	5,126	6,698	\$8.07	\$627,165.94	\$93.63	80%	19%	2%	\$353.21	\$26.95	\$122.35	1.31
Feb-14	5,115	6,078	\$7.98	\$598,006.96	\$98.39	80%	18%	2%	\$381.66	\$26.01	\$116.91	1.19
Mar-14	5,099	6,642	\$7.62	\$628,264.00	\$94.59	80%	18%	2%	\$371.50	\$25.13	\$123.21	1.30
Apr-14	5,097	6,644	\$7.98	\$623,966.29	\$93.91	80%	18%	2%	\$359.13	\$27.41	\$122.42	1.30
May-14	5,091	6,574	\$7.92	\$603,402.06	\$91.79	80%	18%	2%	\$350.12	\$26.76	\$118.52	1.29
Jun-14	5,056	6,358	\$7.80	\$677,608.87	\$106.58	80%	18%	2%	\$430.42	\$25.82	\$134.02	1.26
Jul-14	5,069	6,526	\$8.27	\$664,943.54	\$101.89	80%	18%	2%	\$408.43	\$25.93	\$131.18	1.29
Aug-14	5,054	6,235	\$8.34	\$698,367.32	\$112.01	80%	17%	2%	\$462.85	\$27.00	\$138.18	1.23
Sep-14	5,052	6,332	\$8.29	\$657,440.58	\$103.83	81%	17%	2%	\$419.62	\$28.54	\$130.13	1.25
Oct-14	4,976	6,667	\$8.22	\$639,134.19	\$95.87	81%	17%	2%	\$395.75	\$26.12	\$128.44	1.34
Nov-14	5,022	6,107	\$8.15	\$607,151.90	\$99.42	80%	18%	2%	\$397.38	\$25.42	\$120.90	1.22
Dec-14	5,009	6,673	\$8.17	\$715,834.64	\$107.27	81%	17%	2%	\$461.65	\$23.89	\$142.91	1.33
Total:	5,064	77,534	\$8.07	\$7,741,286.29	\$99.84	80%	18%	2%	\$399.31	\$26.25	\$127.43	1.28



Proprietary & Confidential





Analysis



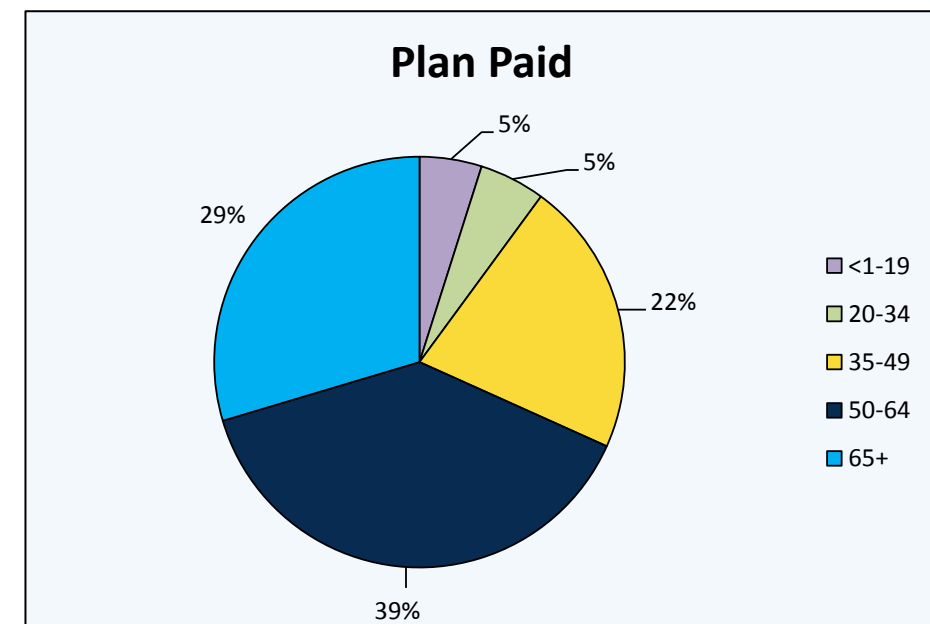
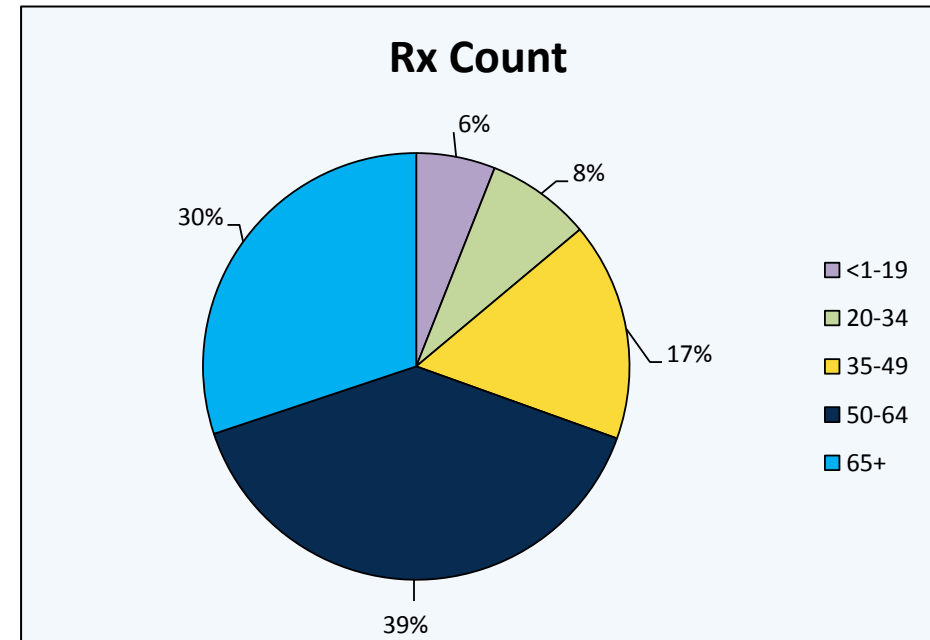
Pharmacy Eligible Members & Demographics

Contract Count	Eligible Members
2,284	5,064

Member Type:	Eligible Members	Rx Count
Cardholder:	2,286	46,852
Spouse:	1,225	22,703
Dependent:	1,553	7,979
Total	5,064	77,534

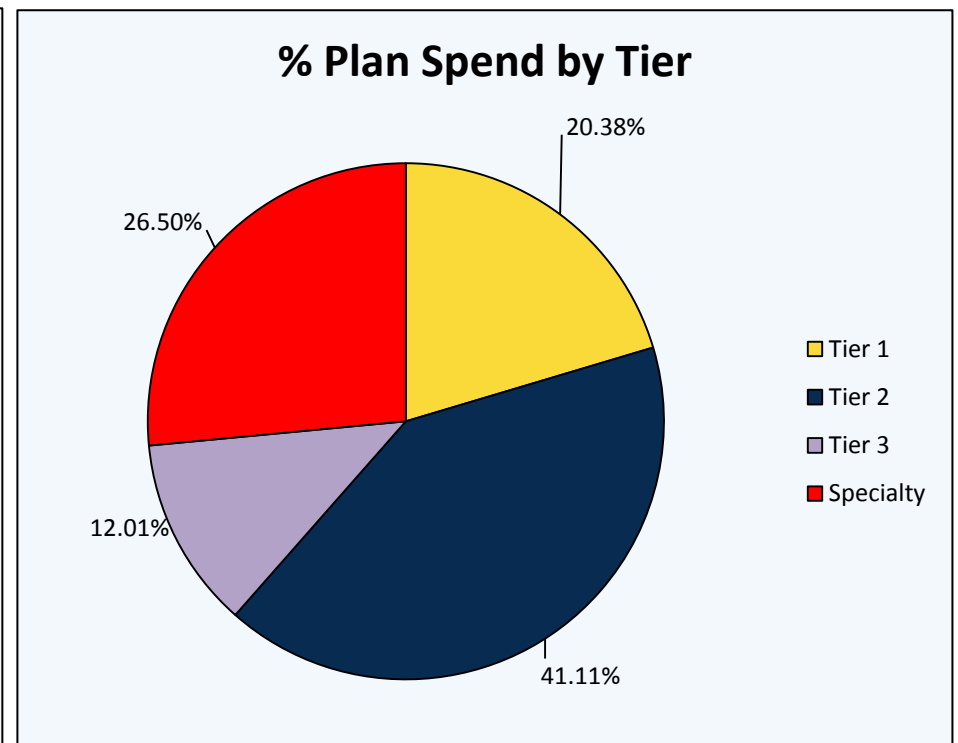
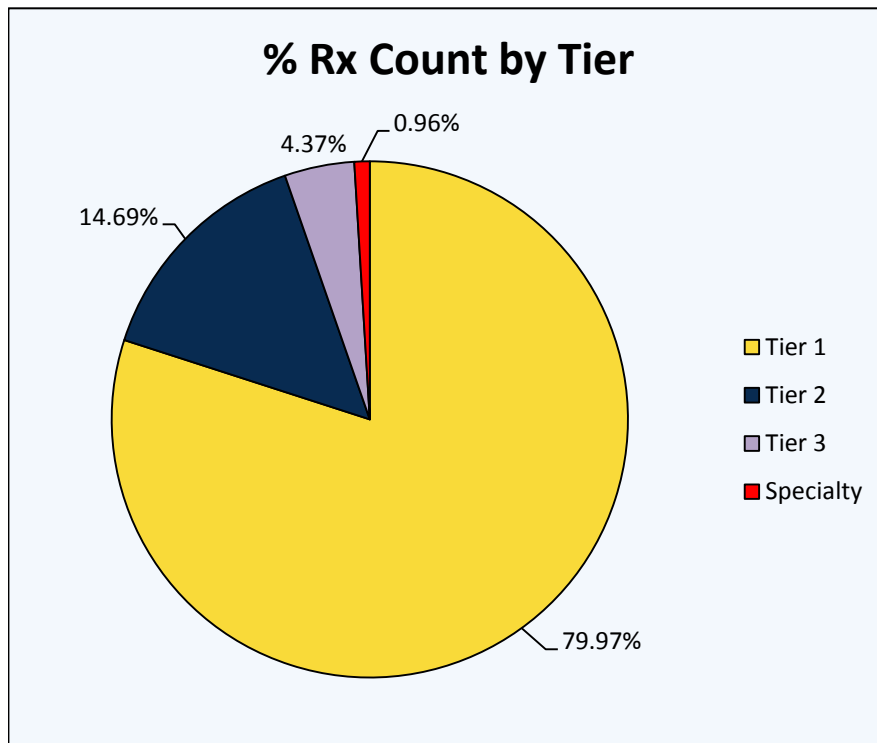
Demographic Information:	
% Male	49%
% Female	51%
Average Age - Cardholder	54
Average Age - Cardholder and Family	41

Age Group	Eligible Members	Plan Spend / Member	Similar Client Type Plan Spend Per Member
<1 - 19	1,051	\$30.04	\$35.93
20 - 34	893	\$37.42	\$52.61
35 - 49	1,003	\$139.27	\$133.25
50 - 64	1,417	\$176.04	\$216.64
65+	700	\$273.06	\$305.19



Drug Usage Analysis

	Generic - Tier 1	Preferred Brand - Tier 2	Non-Preferred Brand - Tier 3	Specialty
Rx Count	62,007	11,393	3,388	746
Plan Paid / Rx	\$25.45	\$279.31	\$274.36	\$2,750.06
Plan Paid	\$1,578,019.04	\$3,182,203.61	\$929,517.42	\$2,051,546.22
% Plan Spend	20.38%	41.11%	12.01%	26.50%



Proprietary & Confidential

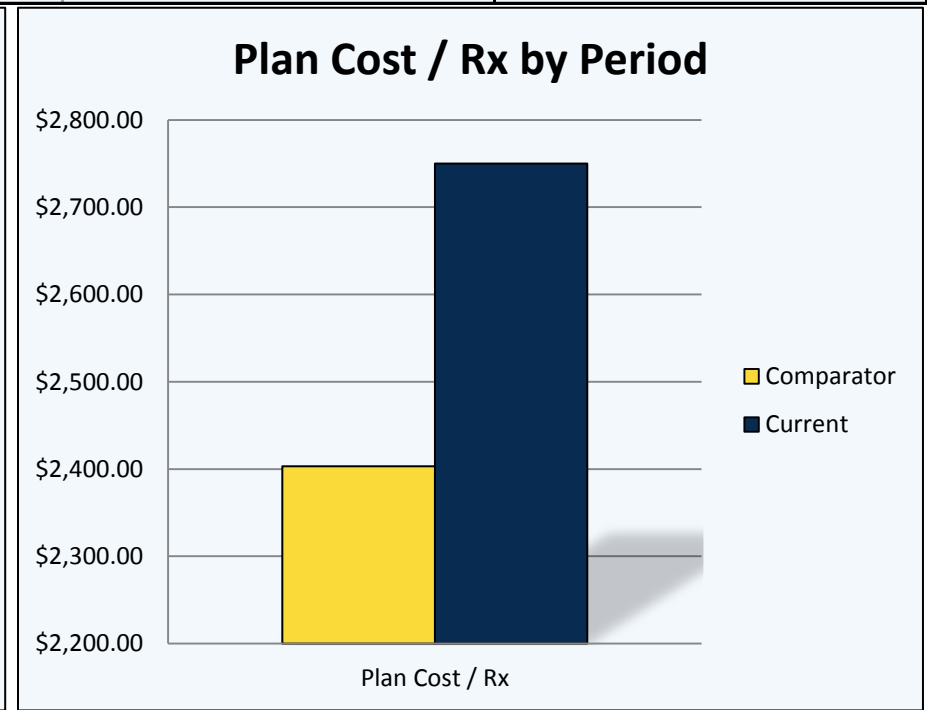
Therapeutic Drug Category Analysis

Category Name	Common Disease	Common Brand Medications	Common Generic Medications	Utilizing Members	Rx Count	Plan Paid	% Generic
Antidiabetic	High Blood Sugar	Actosplus Met, Actos, Avandamet, Avandia, Insulin Products, Januvia, Starlix	acarbose, glimepiride, glipizide, glipizide XL, glyburide, metformin, metformin ER, nateglinide	363	3,376	\$701,717.52	63.80%
Antiasthmatic	Asthma	Accolate, Duoneb, Foradil, Singulair, Spirivia, Symbicort, Theo-24, Ventolin	albuterol, albuterol/ipratropium, aminophylline, theophylline, budesonide	772	3,601	\$555,359.80	33.55%
Antihyperlipidemic	High Cholesterol	Advicor, Antara, Colestid, Crestor, Fenofibric Acid, Fibricor, Lescol/XL, Lipitor, Lovaza, Tricor, Vytorin, Welchol, Zetia	atorvastatin, cholestyramine, colestipol, fenofibrate, gemfibrozil, lovastatin, pravastatin, simvastatin	806	4,671	\$421,148.72	78.81%
Ulcer Drugs	Ulcer Drugs	Aciphex, Helidac, Dexilant, Nexium, Prevacid, PrevPac, Protonix, Prilosec, Zegerid	amoxicillin/clarithromycin/lansoprazole, cimetidine, lansoprazole, omeprazole, ranitidine, sucralfate	791	4,050	\$405,142.42	78.81%
Analgesics- Narcotic	Pain - Narcotic	Avinza, Embeda, Kadian, Opana, OxyContin, Vicodin	fentanyl, hydrocodone, hydromorphone, meperidine, methadone, morphine, oxycodone	981	3,366	\$255,850.99	86.78%
Antidepressants	Depression	Celexa, Cymbalta, Effexor, Lexapro, Paxil, Pristiq, Prozac, Sarafem, Wellbutrin, Zoloft	bupropion, citalopram, fluoxetine, mirtazapine, paroxetine, sertraline, venlafaxine	910	5,973	\$233,805.78	97.46%
Anticonvulsant	Seizures	Carbatrol, Depakene, Gabitril, Keppra, Lamictal, Lyrica, Neurontin, Tegretol, Topamax, Trileptal	carbamazepine, divalproex, gabapentin, lamotrigine, levetiracetam, phenobarbitol, topiramate	346	2,270	\$230,658.33	81.81%
Dermatological	Topical Agents	Benzaclin Care Kit/gel, Differin, Duac, Elocon, Lidex, Loprox Gel/Shampoo, Metrogel,	ammonium lactate, betamethasone, hydrocortisone, triamcinolone acetoneide	910	1,896	\$226,340.82	87.24%
Stimulants/Anti-Obesity/Anorex	Stimulants	Adderall XR, Concerta, Daytrena, Focalin, Metadate CD/ER, Nuvigil, Provigil, Ritalin/LA/SR	amphetamine/dextroamphetamine, methylphenidate ER/SR	135	947	\$179,179.77	79.41%
Misc. Cardiovascular	Erectile dysfunction, Pulmonary Hypertension, vaso	Cialis, Letairis, Levitra, Tracleer, Viagra	Largely brand dominated category	200	908	\$166,195.48	5.51%



Specialty Drug Summary

	Comparator Period 1/1/2013 - 12/31/2013	Current Period 1/1/2014 - 12/31/2014	% Difference
Utilizing Members	72	80	11.11%
Rx Count	695	746	7.34%
Ingredient Cost	\$1,680,095.41	\$2,064,530.79	22.88%
Member Cost	\$9,863.00	\$12,778.00	29.55%
Plan Cost	\$1,670,198.70	\$2,051,546.22	22.83%
Plan Cost / Specialty Rx	\$2,403.16	\$2,750.06	14.44%
Plan Cost / Specialty Utilizer	\$23,197.20	\$25,644.33	10.55%
% of Total Rx Count	1%	1%	-
% of Total Plan Cost	24%	27%	-
% Member Share	1%	1%	-



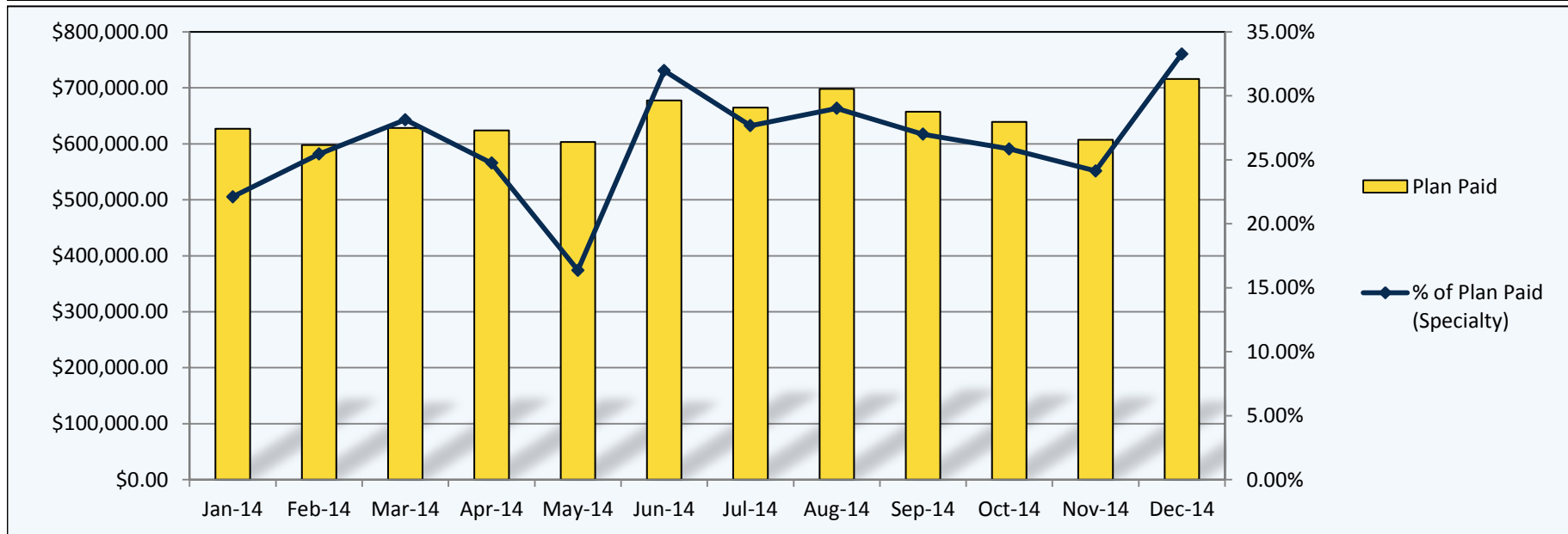
Top Specialty Drugs

Top Specialty Drugs

Drug Name	Drug Class	Utilizing Members	Rx Count	Total Cost	Member Cost	Plan Cost
Humira Pen	Systemic Inflammatory Conditions	12	59	\$190,783.38	\$958.00	\$189,825.38
Rebif	Multiple Sclerosis	3	36	\$178,938.99	\$600.00	\$178,338.99
Enbrel Srclk	Systemic Inflammatory Conditions	10	57	\$156,083.14	\$895.00	\$155,188.14
Copaxone	Multiple Sclerosis	3	29	\$154,379.14	\$640.00	\$153,739.14
Acthar Hp	Inflammation, Systemic (Acthar)	1	2	\$125,997.98	\$70.00	\$125,927.98

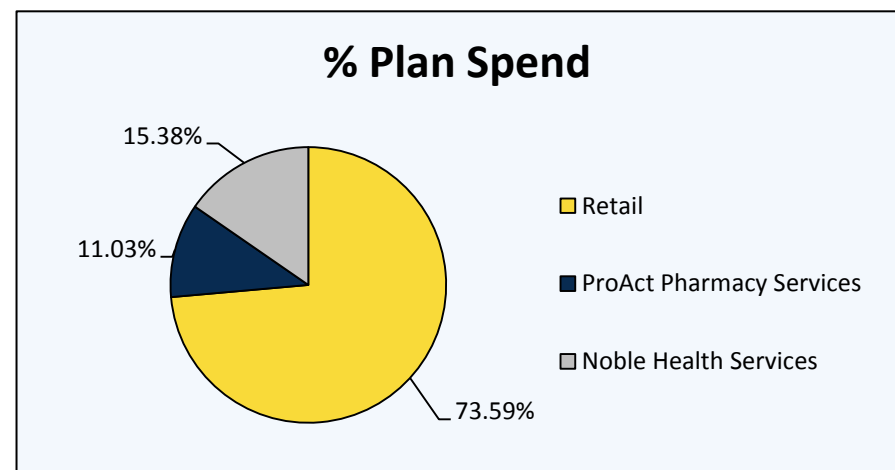
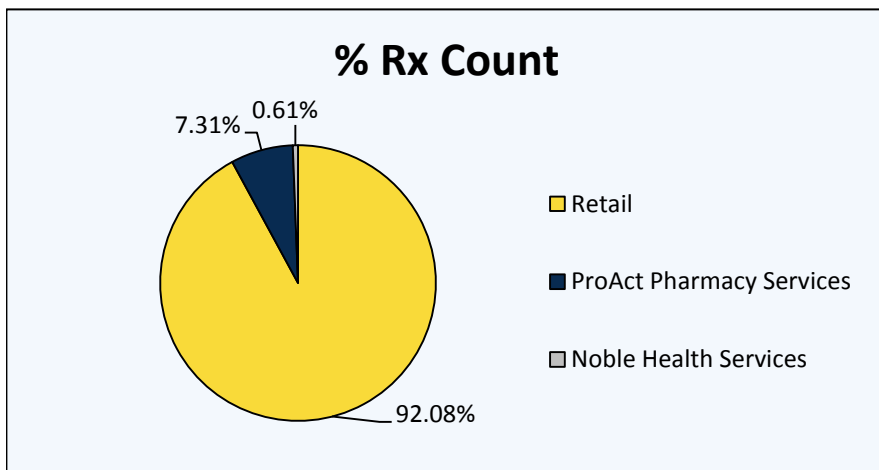
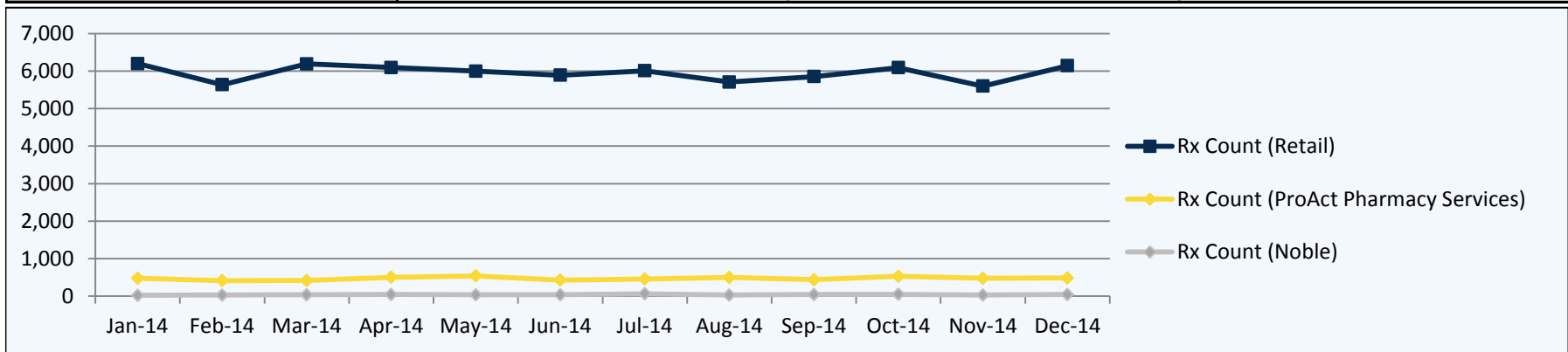
Top Specialty Classes

4 Digit GPI	Drug Class	Utilizing Members	Rx Count	Total Cost	Member Cost	Plan Cost
6240	Multiple Sclerosis	9	107	\$536,586.00	\$2,615.00	\$533,971.00
6627	Systemic Inflammatory Conditions	17	103	\$337,440.31	\$1,716.00	\$335,724.31
6629	Systemic Inflammatory Conditions	14	102	\$276,119.34	\$1,640.00	\$274,479.34
3030	Inflammation, Systemic (Acthar)	1	3	\$188,996.97	\$90.00	\$188,906.97
1235	Hepatitis	2	17	\$101,602.81	\$120.00	\$101,482.81



Drug Fill Location Analysis

	Retail	ProAct Pharmacy Services	Noble Health Services
Utilizing Members	4,032	511	51
Rx Count	71,393	5,667	474
Ingredient Cost	\$6,126,169.64	\$944,995.06	\$1,198,705.22
Fill Fee	\$99,894.42	\$0.00	\$505.30
Member Paid	\$525,685.00	\$90,801.42	\$8,839.20
Plan Paid	\$5,696,721.33	\$854,193.64	\$1,190,371.32



Patent Expiration List

Drug Name	Generic Name	Estimated Expiration Date	Rx Count	Member Cost	Plan Cost	Total Cost
Lovaza	Omega-3 Acid Etylesters	4/16/2014	89	\$2,374.00	\$29,509.30	\$31,883.30
Renvela	Sevelamer Carbonate	4/30/2014	9	\$316.00	\$11,984.19	\$12,300.19
Micardis	Telmisartan	9/30/2014	7	\$385.00	\$1,477.76	\$1,862.76
Lescol XI	Fluvastatine	12/31/2014	4	\$20.00	\$2,225.52	\$2,245.52
Intuniv	Guanfacine	12/31/2014	21	\$425.00	\$6,527.97	\$6,952.97
Celebrex	Celecoxib	12/31/2014	203	\$6,723.80	\$62,493.90	\$69,217.70
Welchol	Colesevelam	3/2/2015	39	\$420.00	\$17,237.11	\$17,657.11
Abilify	Aripiprazole	4/30/2015	112	\$2,080.00	\$102,096.12	\$104,176.12
Avodart	Dutasteride	12/1/2015	23	\$354.00	\$6,650.37	\$7,004.37
Patanol	Olopatadine	12/6/2015	36	\$695.00	\$7,740.85	\$8,435.85
Enablex	Darifenacin	3/15/2016	20	\$620.00	\$5,335.46	\$5,955.46
Crestor	Rosuvastatin	5/2/2016	509	\$11,219.75	\$151,620.69	\$162,840.44
Nuvigil	Armodafinil	6/1/2016	50	\$1,675.00	\$25,734.13	\$27,409.13
Serevent Dis	Salmeterol	9/1/2016	14	\$295.00	\$3,915.31	\$4,210.31
Benicar	Olmesartan	10/25/2016	103	\$2,505.18	\$16,645.94	\$19,151.12



Proprietary & Confidential



ProAct's Savings Opportunities

Current Savings Measures:

Network Discount Savings -

\$7,124,798.68

Therapeutic Alternative Program Savings -

\$24,521.08

ProAct Value Network

ProAct's National network has over 66k pharmacies, by narrowing this to just over 36k pharmacies you can provide your members with access to a nationwide network while enhancing pricing discounts on everyday medications. ProAct's Value Network provides and average savings of 1-2%.

Enhanced Clinical Management

- ✓ **Prior Authorization**
 - Ensures that medications are being used appropriately with each member's diagnosis.
 - Average savings of \$2.04 PMPM.
- ✓ **Step Therapy**
 - Ensures that lower cost therapies are tried prior to the use of higher cost medications.
 - Average savings of \$.41 PMPM.
- ✓ **Quantity Limits**
 - Reduces costs while ensuring safe and appropriate dosing of medications.
 - Average Savings of \$1.81PMPM.
- ✓ **If all three programs are selected, ProAct's Enhanced Clinical Management Program offers \$4.26 PMPM average savings with an associated 20% average increase in rebate income.**



Proprietary & Confidential





Ranking Reports



Top 25 Drugs by Cost

Drug Name	Drug Class	Brand / Generic	Specialty Indicator	Rank	Rx Count	Member Cost	Plan Cost	% of Total Plan Cost
Nexium	Ulcer Drugs	Brand	N	1	685	\$12,231.00	\$269,194.41	3.48%
Lantus	Antidiabetic	Brand	N	2	384	\$7,020.79	\$243,065.98	3.14%
Humira Pen	Analgesics- Anti-Inflammatory	Brand	Y	3	59	\$958.00	\$189,825.38	2.45%
Rebif	Misc. Psychotherapeutic And Neu	Brand	Y	4	36	\$600.00	\$178,338.99	2.30%
Enbrel Srclk	Analgesics- Anti-Inflammatory	Brand	Y	5	57	\$895.00	\$155,188.14	2.00%
Copaxone	Misc. Psychotherapeutic And Neu	Brand	Y	6	29	\$640.00	\$153,739.14	1.99%
Crestor	Antihyperlipidemic	Brand	N	7	509	\$11,219.75	\$151,620.69	1.96%
Advair Disku	Antiasthmatic	Brand	N	8	399	\$7,130.00	\$151,132.03	1.95%
Acthar Hp	Misc. Endocrine	Brand	Y	9	2	\$70.00	\$125,927.98	1.63%
Enbrel	Analgesics- Anti-Inflammatory	Brand	Y	10	45	\$745.00	\$119,291.20	1.54%
Oxycontin	Analgesics- Narcotic	Brand	N	11	273	\$4,435.00	\$111,825.32	1.44%
Spiriva	Antiasthmatic	Brand	N	12	291	\$4,735.00	\$102,971.42	1.33%
Abilify	Antipsychotics	Brand	N	13	112	\$2,080.00	\$102,096.12	1.32%
Duloxetine	Antidepressants	Generic	N	14	508	\$3,412.34	\$95,711.41	1.24%
Gilenya	Misc. Psychotherapeutic And Neu	Brand	Y	15	18	\$690.00	\$88,761.56	1.15%
Sovaldi	Antiviral	Brand	Y	16	3	\$75.00	\$88,129.50	1.14%
Cialis	Misc. Cardiovascular	Brand	N	17	453	\$7,819.63	\$83,235.80	1.08%
Lyrica	Anticonvulsant	Brand	N	18	236	\$3,411.00	\$81,630.10	1.05%
Erivedge	Antineoplastics	Brand	Y	19	9	\$90.00	\$77,589.03	1.00%
Humira	Analgesics- Anti-Inflammatory	Brand	Y	20	21	\$310.00	\$75,528.17	0.98%
Stelara	Dermatological	Brand	Y	21	5	\$165.00	\$75,167.80	0.97%
Novolog	Antidiabetic	Brand	N	22	116	\$2,023.00	\$73,726.40	0.95%
Januvia	Antidiabetic	Brand	N	23	152	\$3,170.00	\$72,464.72	0.94%
Zytiga	Antineoplastics	Brand	Y	24	10	\$330.00	\$72,314.55	0.93%
Simponi	Analgesics- Anti-Inflammatory	Brand	Y	25	23	\$448.00	\$70,370.76	0.91%



Top 25 Drugs by Rx Count

Drug Name	Drug Class	Brand / Generic	Specialty Indicator	Rank	Rx Count	Member Cost	Plan Cost	% of Total Plan Cost
Levothyroxin	Thyroid	Generic	N	1	2,267	\$14,983.62	\$20,521.83	0.27%
Omeprazole	Ulcer Drugs	Generic	N	2	1,811	\$10,840.78	\$34,160.89	0.44%
Lisinopril	Antihypertensive - Acei/Arbs	Generic	N	3	1,785	\$7,740.78	\$4,296.13	0.06%
Atorvastatin	Antihyperlipidemic	Generic	N	4	1,573	\$8,662.24	\$34,249.20	0.44%
Amlodipine	Antihypertension - Calcium Blockers	Generic	N	5	1,528	\$6,287.71	\$5,550.59	0.07%
Metformin	Antidiabetic	Generic	N	6	1,292	\$6,621.04	\$8,391.49	0.11%
Hydrochlorot	Diuretics	Generic	N	7	1,078	\$3,438.74	\$1,126.57	0.01%
Simvastatin	Antihyperlipidemic	Generic	N	8	1,075	\$5,965.79	\$14,975.79	0.19%
Metoprolol	Antihypertensive - Beta Blocker	Generic	N	9	950	\$6,210.64	\$21,502.38	0.28%
Montelukast	Antiasthmatic	Generic	N	10	907	\$5,982.93	\$26,255.73	0.34%
Hydroco/Apap	Analgesics- Narcotic	Generic	N	11	901	\$3,998.54	\$8,389.10	0.11%
Prednisone	Corticosteroids	Generic	N	12	882	\$3,454.93	\$1,910.87	0.02%
Sertraline	Antidepressants	Generic	N	13	831	\$4,091.76	\$6,951.88	0.09%
Amoxicillin	Penicillins	Generic	N	14	823	\$2,832.45	\$909.32	0.01%
Escitalopram	Antidepressants	Generic	N	15	802	\$4,336.89	\$11,850.07	0.15%
Losartan Pot	Antihypertensive - Acei/Arbs	Generic	N	16	754	\$4,022.07	\$5,179.20	0.07%
Atenolol	Antihypertensive - Beta Blocker	Generic	N	17	736	\$2,478.22	\$1,395.46	0.02%
Gabapentin	Anticonvulsant	Generic	N	18	726	\$3,547.60	\$12,164.93	0.16%
Azithromycin	Macrolide Antibiotics	Generic	N	19	709	\$3,347.27	\$3,508.60	0.05%
Nexium	Ulcer Drugs	Brand	N	20	685	\$12,231.00	\$269,194.41	3.48%
Oxycod/Apap	Analgesics- Narcotic	Generic	N	21	658	\$2,876.88	\$8,420.11	0.11%
Fluticasone	Systemic And Topical Nasal Pro	Generic	N	22	656	\$3,731.26	\$7,518.89	0.10%
Metoprol Tar	Antihypertensive - Beta Blocker	Generic	N	23	599	\$2,500.92	\$1,632.69	0.02%
Citalopram	Antidepressants	Generic	N	24	580	\$2,603.83	\$2,992.29	0.04%
Alprazolam	Antianxiety Agents	Generic	N	25	548	\$1,925.01	\$915.53	0.01%



Top 25 Members by Plan Paid

Member ID	Rank	Rx Count	Specialty Rx Count	% Generic	% Mail Order	Plan Paid	Copay	Total Cost	% of Total Plan Cost
20109853401	1	18	3	83%	0%	\$188,948.03	\$154.57	\$189,102.60	2%
20127912800	2	7	6	57%	0%	\$91,606.74	\$94.12	\$91,700.86	1%
20109861300	3	96	12	42%	0%	\$88,411.40	\$2,142.76	\$90,554.16	1%
20125991801	4	24	9	58%	0%	\$77,688.54	\$127.84	\$77,816.38	1%
20108071100	5	65	10	85%	0%	\$72,981.04	\$619.00	\$73,600.04	1%
20107888600	6	150	4	76%	0%	\$72,746.02	\$1,231.58	\$73,977.60	1%
20111700301	7	85	12	64%	0%	\$70,398.47	\$1,090.69	\$71,489.16	1%
20108005001	8	26	14	46%	0%	\$69,205.73	\$336.46	\$69,542.19	1%
20111670000	9	23	12	13%	0%	\$64,553.96	\$431.45	\$64,985.41	1%
20109887900	10	39	12	56%	0%	\$60,291.48	\$568.85	\$60,860.33	1%
20128942901	11	47	12	74%	0%	\$60,007.95	\$706.61	\$60,714.56	1%
20107903500	12	14	12	7%	0%	\$59,438.99	\$310.00	\$59,748.99	1%
20107952800	13	37	13	59%	0%	\$58,557.96	\$561.29	\$59,119.25	1%
20130170300	14	57	11	81%	0%	\$55,537.63	\$651.86	\$56,189.49	1%
20111674800	15	128	12	66%	0%	\$53,674.82	\$1,528.17	\$55,202.99	1%
20111731700	16	21	10	48%	0%	\$50,010.48	\$75.00	\$50,085.48	1%
20111722703	17	41	11	59%	0%	\$46,802.12	\$133.00	\$46,935.12	1%
20107804700	18	82	8	72%	4%	\$46,132.47	\$892.25	\$47,024.72	1%
20111713801	19	57	9	58%	12%	\$44,136.73	\$186.00	\$44,322.73	1%
20157747101	20	107	0	80%	0%	\$42,718.47	\$862.09	\$43,580.56	1%
20111670001	21	26	11	50%	4%	\$41,658.83	\$338.97	\$41,997.80	1%
20129702501	22	52	14	73%	0%	\$41,543.67	\$825.72	\$42,369.39	1%
20111735102	23	129	0	64%	0%	\$39,133.53	\$395.33	\$39,528.86	1%
20111626600	24	86	11	63%	9%	\$37,885.97	\$890.80	\$38,776.77	0%
20111618101	25	28	13	54%	0%	\$37,602.41	\$159.70	\$37,762.11	0%



Top 25 Pharmacies by Plan Paid

NABP	Pharmacy Name	Pharmacy Address	Rank	Rx Count	Member Cost	Plan Cost	Total Cost
5806457	Noble Health Services Inc.	Syracuse, NY	1	474	\$8,839.20	\$1,190,371.32	\$1,199,210.52
3335468	Proact Pharmacy Services Inc.	Gouverneur, NY	2	5,667	\$90,801.42	\$854,193.64	\$944,995.06
3391137	Wegmans Pharmacy 071	Ithaca, NY	3	8,063	\$60,762.11	\$692,817.28	\$753,779.39
3328033	Rite Aid Pharmacy 04716	Ithaca, NY	4	6,491	\$36,222.19	\$538,969.54	\$575,223.57
3326964	Target Pharmacy	Ithaca, NY	5	2,913	\$24,418.39	\$286,439.72	\$310,885.00
3339036	Kinney Drugs	Trumansburg, NY	6	4,462	\$30,221.19	\$281,185.93	\$311,407.12
3392482	Rite Aid Pharmacy 10740	Dryden, NY	7	3,259	\$23,527.13	\$268,437.19	\$291,964.32
3349253	Kinney Drugs	Dryden, NY	8	3,207	\$23,756.10	\$265,663.32	\$289,419.42
3349291	Kinney Drugs	Ithaca, NY	9	3,682	\$23,726.04	\$245,536.91	\$269,262.95
0556540	Optumrx	Carlsbad, CA	10	15	\$450.00	\$191,965.41	\$192,415.41
3317927	Cvs Pharmacy	Ithaca, NY	11	2,909	\$20,380.41	\$190,896.33	\$211,276.74
3352969	Walgreens #10158	Cortland, NY	12	1,728	\$14,670.45	\$163,665.33	\$178,335.78
3328742	Rite Aid Pharmacy 10738	Cortland, NY	13	2,784	\$22,756.33	\$153,522.22	\$176,376.13
3316204	Rite Aid Pharmacy 00704	Ithaca, NY	14	1,846	\$11,939.81	\$122,331.48	\$134,271.29
3380918	Kinney Drugs	Cortland, NY	15	2,239	\$20,803.12	\$120,254.72	\$141,057.84
3333236	Rite Aid Pharmacy 10882	Ithaca, NY	16	2,439	\$17,752.80	\$109,479.49	\$127,232.29
1718634	Optumrx	Overland Park, KS	17	9	\$250.00	\$102,070.87	\$102,320.87
3319212	Kinney Drugs	Cortland, NY	18	1,384	\$16,093.64	\$100,609.72	\$116,703.36
1078535	Bioplus Specialty Pharmacy Services	Altamonte Springs, FL	19	6	\$90.00	\$91,606.74	\$91,696.74
3364368	Rite Aid Pharmacy 10739	Cortland, NY	20	2,200	\$17,885.55	\$78,889.00	\$98,942.41
3363532	Kinney Drugs	Ithaca, NY	21	1,264	\$10,165.96	\$77,154.19	\$87,320.15
3341031	Wal-Mart Pharmacy 10-5240	Ithaca, NY	22	1,091	\$7,203.89	\$74,214.09	\$81,417.98
5804047	Green Street Pharmacy	Ithaca, NY	23	851	\$7,148.47	\$72,878.33	\$80,026.80
1013438	Acs Pharmacy	Orlando, FL	24	10	\$330.00	\$72,314.55	\$72,644.55
3340736	Kinney Drugs	Moravia, NY	25	904	\$6,092.72	\$66,322.20	\$72,414.92



Glossary

✓ Comparators

- **BOB** - Book of Business, ProAct's entire client population
- **Similar Client** - Clients within ProAct's Book of Business from within a similar industry or client type

✓ Financial

- **Ingredient Cost** - Drug cost paid to dispensing pharmacies (excludes other fees)
- **Fill Fee** - Dispensing fee paid to dispensing pharmacies
- **Total Cost** - Ingredient cost and Fill fee combined
- **Member Paid** - Member copayment at time of service
- **Plan Paid** - Plan responsibility for prescriptions filled after copayment

✓ Patient

- **Eligible Members** - Total participants including spouses and dependent covered by the plan
- **Utilizing Members** - Number of members filling a prescription during the reporting time period

✓ Prescription

- **Brand** - A prescription drug that has been patented and is only available through one manufacturer
- **Generic** - A drug which is the pharmaceutical equivalent to one or more brand name drugs. Such drugs have been approved by the Food and drug Administration as meeting the same standards for safety, purity, strength, and effectiveness as the brand name drug.
- **Specialty** - Medications used to treat complex conditions that require special handling and/or special monitoring. These medications are often biology-based and mimic substances found in the body to produce their effects. These medications are typically high cost and may only be available from a limited number of specialty pharmacies
- **Normalized Data** - Per Member Per Month
- **Formulary Rx Percentage** - Percentage of total prescriptions that were filled as generic or preferred brand products compared to ProAct's national formulary

